

Homeowners...

NEVER pour leftover motor oil, anti-freeze, pesticides or herbicides down a storm drain, onto the soil, or on the street. Put the leftover chemicals into a suitable container and take it to a local service station (for oil) or town **STOP** facility.

The town **STOP** programs can be reached by calling:

- Town of Hempstead : 378-2200
- Town of North Hempstead: 767-4600
- Town of Oyster Bay: 677-5935

Commercial landscapers... are required to file for a **license to do business** in Nassau County at the Nassau County Office of Consumer Affairs at: 571-2600

And for **Pesticide Certification** from the NYSDEC at:

NYS Dept. of Environmental Conservation:
631-444-0340

For a list of **DEC facilities permitted for lawn waste receipt** call the NYSDEC at: 631-444-0375

Individuals must be certified as either applicators or technicians and register as a business with the NYSDEC before they can offer or provide the service of pesticide application. **Contact a licensed hauler or go to special drop-offs for commercial landscapers for proper lawn chemical disposal.**

For more information about storm water management practices, you can also visit these websites:

Nassau County Department of Public Works:
www.nassaucountyny.gov/agencies/DPW/stormwater.html

Long Island Sound Study:
www.longislandsoundstudy.net/runoff

New York State Department of Environmental Protection:
www.dec.state.ny.us/website/dow

United States Environmental Protection Agency:
www.epa.gov/nps



Smart Landscaping Tips !

Go slow. Select an organic or slow-release fertilizer. Check the label. A slow release fertilizer has at least half of the nitrogen in water insoluble form. These fertilizers gradually release nitrogen to plant roots. This provides a steady supply of plant nutrients over an extended period of time. Because you need less fertilizer, you will save time and money.

Buy low. Select a fertilizer with low or no phosphorus. Most lawns already contain enough phosphorus. Excess phosphorus is the primary culprit of algae blooms in our ponds!

Mow high. Make the lawn cheaper and easier to maintain by mowing high – three inches is the rule! Tall grass promotes root growth and shades out weeds. Let short clips fall back on the lawn. Clippings recycle nitrogen back into the soil, so fertilizer can be reduced by 25% or more!

Sweep it. Fertilizer left on sidewalks and driveways will easily wash into storm drains. So, save money and our bays, ocean, and streams by sweeping fertilizer back onto the lawn.



2005 Storm Water Management Logo & Slogan Contest Finalist
Alyssa Marinelli, Age 7

Nassau County

Storm Water Management Program

Phone: 516-571-6850

Fax: 516-571-6858

Illicit Discharge Hotline: 516-571-6863

E-mail: stormwater2@nassaucountyny.gov

Be Part of the
Solution to Storm
Water Pollution!

Storm Water
Management Practices
for Landscape
Maintenance



County of Nassau



THOMAS R. SUOZZI
County Executive

What is Storm Water?

Storm water is from rain or melted snow that flows over our sidewalks, lawns, streets, drive-ways etc. and conveyed through our system of storm drains and pipes to reduce flooding potential. Storm water washes pollut-




ants off these surfaces and carries them to the nearest body of water: our streams, ponds & our north shore bays & ocean beaches. Unlike water that goes

into our sanitary sewers—from our showers and toilets, for example- storm water, and all that it is carrying, never undergoes treatment before discharging to our surrounding water bodies.



Why Should We Be Concerned About Storm Water Pollution?




Storm water pollution can harm fish & other aquatic wildlife, kill native vegetation, destroy aquatic habitats,, and make recreational areas unsafe and unpleasant.

Furthermore, nutrients carried by storm water or released in surface waters through decomposition may cause undesirable algae and vegetative growth.

Substances carried by storm water and considered to be pollutants are:

- Sediment, trash & debris
- Oil, grease, and toxic chemicals
- Pesticides and fertilizers from lawns and gardens
- Viruses, bacteria, and nutrients from pet waste and failing septic systems



How Can We Reduce Storm Water Pollution?

- **Don't use storm drains as waste receptacles. NEVER** pour pesticides, oil, or lawn care products into the street and storm drains.



- Do not blow leaves or other yard waste into the street, storm drains, ditch, or stream. Make sure that all debris (such as leaves, yard clippings, street trash, and animal waste) is removed from the street and gutter in front of the house and around the storm drain openings.

- **NEVER** wash off fertilizer spills into the street or other hard-surface areas where they can easily enter storm drains and ,ultimately, surface water areas. Fill and wash off fertilizer spreaders over turf ed areas to prevent runoff of fertilizer.



- Close the gate on the fertilizer spreader when crossing hard-surface areas or go back and sweep up the material. Reuse it another time or put it back into the spreader.

- Use organic or slow-release products whenever possible.
- When applying fertilizer, pesticides or herbicides, more is **NOT** better ! Do not over apply. Always follow manufacturer's directions.




- **NEVER** apply lawn care products while it is raining or about to rain. For the same reason, do not over water after applying lawn chemicals.

- Store pesticides and other chemicals in a dry, secure area to prevent package deterioration.



- Use a mulching mower and leave grass clippings on the lawn area to decompose and recycle nutrients back to the turf area. They should not be blown or raked into the street or onto sidewalks and driveways.

- Use a broom to sweep debris off of hard surfaces, such as driveways and streets, and around storm drains. Using a hose will only wash more pollutants into the storm water drainage network.



- If the property abuts a water body, prevent shoreline erosion and undermining. Plant species that will hold the soil in place, as well as serve to filter the runoff before it enters the water.