


What Else Can I Do?

Consider taking part in Nassau County's **EcoZone** program. The **EcoZone** initiative promotes socially responsible corporate citizenry. It brings together the public and private sectors by providing funding for local governments. This funding enables them to implement Best Management Practices (BMPs) in reducing storm water pollutants, thus ensuring long-term preservation of our waterways. For further information; stormwater2@nassaucountyny.gov.



Important Phone Numbers

To arrange for **Special Pickups**, participate in the residential **STOP** program, or get additional information on recyclable materials, contact the **Sanitation Department** for the Town in which you do business :

- Town of Hempstead: 378-2220
- Town of North Hempstead: 767-4600
- Town of Oyster Bay: 677-5935
- City of Long Beach: 431-1000
- City of Glen Cove: 676-2000

To report an illicit discharge or connection, contact:
Nassau County Illicit Discharge Hotline: 571-6863


For more information about storm water management practices, you can also visit these websites:

Nassau County Department of Public Works:
www.nassaucountyny.gov/agencies/DPW/stormwater.html

New York State Dept. of Environmental Conservation:
www.dec.state.ny.us/website/dow

Preventing Pollution Is Good Public Relations

Let your customers know what you are doing to minimize storm water pollution. It shows them that you are a good neighbor. Encourage them to do the same.



2005 Storm Water Management Logo & Slogan Contest Finalist
Nicholas Pizzo, Age 13

Nassau County
Storm Water Management Program
Phone: 516-571-6850
Fax: 516-571-6858
Illicit Discharge Hotline: 516-571-6863
E-mail: stormwater2@nassaucountyny.gov

*Use Your Brain
Stop Polluting Our Drains!*

Storm Water Management Practices for Businesses



County of Nassau



THOMAS R. SUOZZI
County Executive

What is Storm Water?

Storm water comes from the precipitation that flows across the ground or pavement when it rains or when snow and ice melt. The water seeps into the ground or flows into our storm drains. These are the drains you see at street corners or low points on the sides of your streets. The water that flows into the drains is called storm water runoff. Storm water runoff is a concern because of the pollutants it may carry as it is conveyed to the nearest body of water—such as a local stream, pond, harbor, or ocean beach.



Unlike water that goes into our sanitary sewer system—from our showers and toilets, for example—storm water, and all that it is carrying, is not treated before being discharged to our surrounding water bodies.



Why Is Storm Water Pollution a Problem?

Storm water pollution can harm fish & other aquatic wildlife, kill native vegetation, destroy aquatic habitats, and make recreational areas unsafe and unpleasant.

Furthermore, the nutrients carried by storm water or released into surface waters through decomposition may cause undesirable algae and vegetative growth.

Substances carried by storm water that are considered to be pollutants are:

- Sediment, trash & debris
- Oil, grease, and toxic chemicals
- Soap and paint products from outdoor maintenance activities
- Pesticides and fertilizers from lawns and gardens
- Viruses, bacteria, and nutrients from pet waste and failing septic systems



What Impact Does My Business Have On Storm Water & What Can I Do?

Properly maintain dumpsters:

- Cover dumpsters to prevent insects, animals, and rainwater from getting in
- Keep the area around the dumpster clear of trash and debris and do not overfill it
- Make sure cleanout plug has not been removed
- Call your trash hauler to replace a leaking dumpster



Pick up litter and sweep parking lots and sidewalks:

- Litter from shoppers can be reduced by providing and maintaining trash cans and butt collectors. If you see that you have a problem, use signage as a reminder



NOTICE

PLACE CIGARETTES,
CIGARS, AND ASHES
IN RECEPTACLES



- Sweep sidewalks and parking lots on a regular basis. **DO NOT hose down sidewalks or parking lots**



- Always use licensed companies for cleaning & rubbish removal


Furthermore....

Don't over water landscaping shrubs and grass:

- **DO NOT over irrigate grounds.** Excess watering of grass and ornamental shrubs not only weakens them and wastes water; it also sends landscaping chemicals and nutrients down into our storm drains

Don't allow wash water to run off premises:

- When you must wash your windows, sidewalk, floor mats or parking lot, **you should not discharge the wash water off your property**
- Make sure outside contractors have proper disposal permits, and use drop-cloths for painting and sandblasting. **DO NOT let wash water enter the street or storm drains**



Never pour leftover wash water, oil, floor sweepings or other debris into storm drains

- **DO NOT dump any sweepings or liquid waste on the ground, in the street, or into a storm drain**
- Even materials that seem harmless—like latex paint, mop water, or biodegradable cleaners—can damage the environment

- Pour mop water into a janitorial or mop sink. **Do not** pour it onto a parking lot, alley, sidewalk or street



- Contact your town's sanitation department to find out what is acceptable for general trash disposal. For the removal of hazardous chemicals or materials, contact a **licensed hauler**