



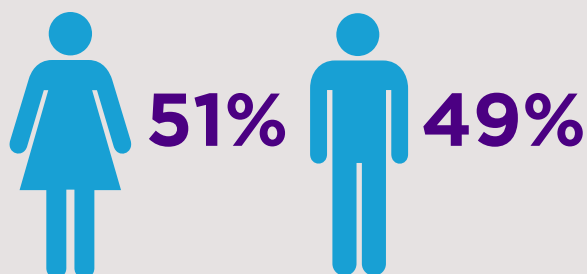
March 2019



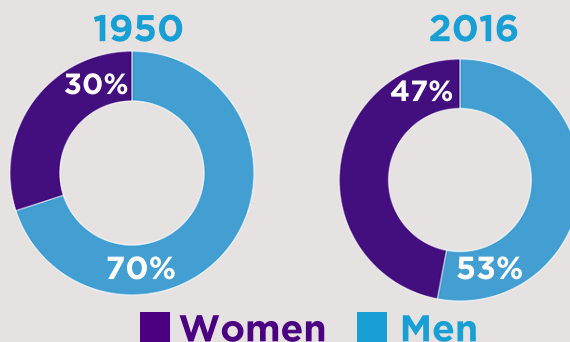
WOMEN IN THE WORKFORCE QUICK FACTS

Nassau County Population

Total Population: 1.3 million



U.S. Labor Force by Sex



Nassau's Women Owned Businesses

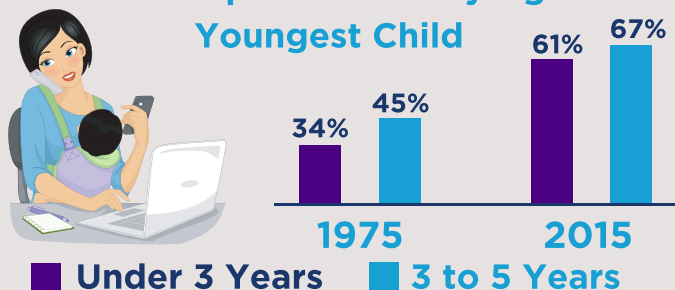
45,436 Jobs



30%
of Nassau Businesses
48,000+
Businesses

Mothers in the Workforce


U.S. Participation Rate by Age of
Youngest Child



In recent years, there has been a decrease in mothers in the workforce. (Site issue brief)

Corporate Leadership

Top 15 Long Island Public Companies:



0
Chief Executive Officers
14%
Women Board Members

19 Women of 138 Board Members

U.S. Gender and Race Wage Gap For Every Dollar White Men Earn:



- Asian Women Earn 85 cents
- White Women Earn 77 cents
- Black Women Earn 61 cents
- Hispanic Women Earn 53 cents

Subgroups of the Asian American population struggle with even larger gaps than reported.

Sources:

1. US Census Bureau, US Department of Commerce. Age and Sex, 2013-2017 American Community Survey 5-Year Estimates. Retrieved from factfinder.census.gov
 2. Women's Bureau, US Department of Labor. Civil Labor Force by Sex, 1948-2016 averages. Retrieved from dol.gov
 3. US Census Bureau, US Department of Commerce. Statistics for Nassau County Firms by Industry, Gender, Ethnicity, and Race, 2012 Survey of Business Owners. Retrieved from factfinder.census.gov
 4. Nassau County Comptroller's Office. An Analysis of Long Island Board Members.
 5. US Women's Bureau, US Department of Labor. Working Mothers Issues Brief. Retrieved from dol.gov
 6. Institute for Women's Policy Research. The Gender Wage Gap: 2017 Earning Differences by Gender, Race, and Ethnicity. Retrieved from iwpr.org
- Please note that data on these indicators is not available for additional gender identities.