



Nassau County Police Department Summons Reporting and Findings

The County of Nassau

Nassau County's population of 1.4 million people reside throughout its two cities, three towns, 64 incorporated villages, and more than 60 unincorporated hamlets, located within its 453.2 square miles (284.7 square miles of land and 168.5 square miles of water). Nassau County has a designated police department with approximately 2,500 sworn members, working in its eight precincts, numerous detective divisions, specialty and highway units, as well as police headquarters.

The three (3) townships of Nassau County

The Town of Hempstead is the largest, geographically (118.7 square miles) and in population, of the three towns in Nassau County, occupying the southwestern part of the county. As of 2018, the town population was 768,103.

The Town of Oyster Bay is the easternmost of the towns, which make up Nassau County. It is the only town in Nassau County to extend from the North Shore to the South Shore of Long Island. As of 2018, it had a population of 293,214.

The Town of North Hempstead occupies the northwest part of the county, covering approximately 53.5 square miles. As of 2018, the town population was 226,322.

Summons Related Definitions:

Summonses Issued – The total number of vehicle and traffic law summonses issued by the Nassau County Police Department. Including those summonses issued by the NCPD within the geographical boundaries of the eighteen (18) village and two (2) city police departments, which Nassau County encompasses.

Nassau Villages & Cities – The geographic area in which the eighteen (18) village and two (2) city police departments are located.

VTL – Vehicle and Traffic Law.

Number of VTL Stops – The number of occurrences in which an individual / corporate vehicle was stopped and one of the following events occurred; a warning was issued, at least one summons was issued, the stop resulted in an arrest, a case report was completed, a field interview was completed, proper identification was produced or no police action was required.

Other (Relating to VTL Stops) - The following four (4) events are included in "Other" when used in reference to a VTL Stop. A case report was completed, a field interview was completed, proper identification was produced or no police action was required.

Commercial – The description for a scenario in which a vehicle registered to a corporation was stopped and a summons or summonses were issued to the registered owner instead of the operator of the vehicle.

Gender Unknown – The gender classification returned when no gender was provided or the gender of the operator was unknown.

Other (Relating to Race/Ethnicity) – All other individuals that are not be identified by the race/ethnicity displayed on the chart in question.

VTL Warnings – A scenario in which the operator of a vehicle was given a verbal warning by the police officer in place of being issued a summons.

VTL Summons Issued – A scenario in which the operator of a vehicle was given at least one summons for violating a section of law.

VTL Arrest – A scenario in which the operator or passenger of a vehicle was placed under arrest as a result of a traffic stop.

Unknown – A classification used when an individual's race/ethnicity was unknown/undetermined during a VTL Stop.

Population Percentage vs. VTL Stop Demographics – A comparison of a particular race/ethnicity as a percentage of Nassau County's total population verse the percentage that a particular race/ethnicity was involved in a VTL Stop as compared to the total number of VTL Stops where demographics were recorded (15,644).

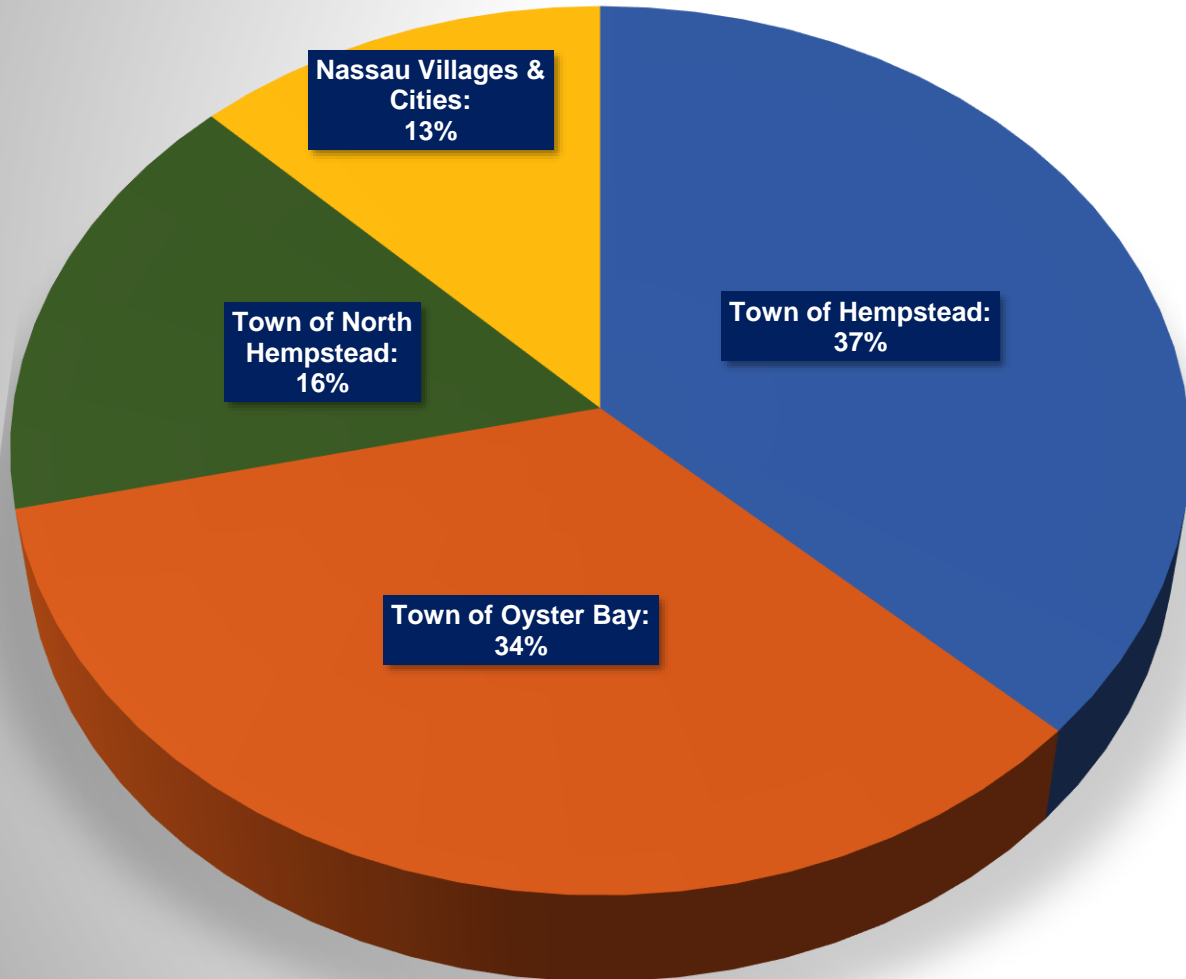
Current Reporting and Future Modifications:

The data provided below (Slides 4 & 5) is not inclusive of all VTL Stops conducted by the Nassau County Police Department. During 2019, the Nassau County Police Department conducted a total of 87,729 VTL Stops, but demographic information was collected on only 15,644 of those VTL Stops. In a continued effort to provide transparency and build public trust, the Nassau County Police Department, after discussions with our communities, is designing a new data collection program that will allow for more accurate and complete demographic reporting as related to VTL Stops.



Nassau County Police Department 2019 Summonses Issued

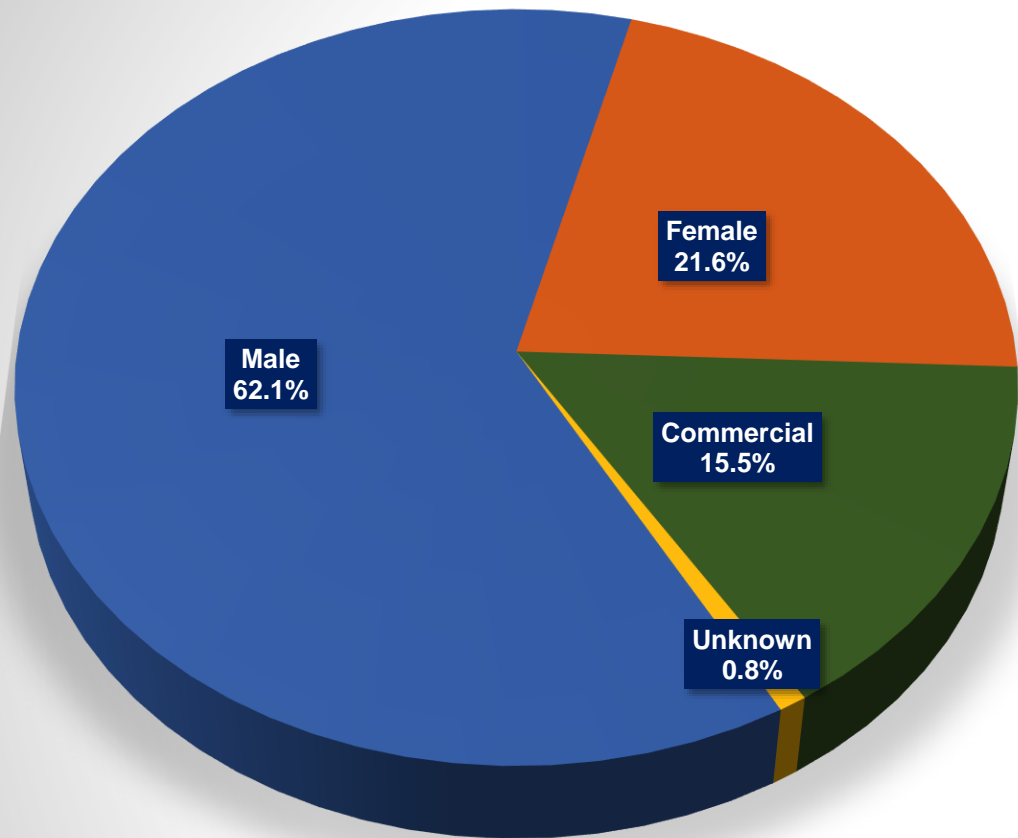
Traffic Summonses Issued by Location



Summonses Issued	
Town of Hempstead:	88,672
Town of Oyster Bay:	82,441
Town of North Hempstead:	38,584
Nassau Villages & Cities:	29,957
Total:	239,655



Nassau County Police Department 2019 Summonses Issued By Gender



Number of Summonses Issued	
Male:	148,844
Female:	51,744
Commercial:	37,051
Unknown:	2,016
Total:	239,655

* TraCS Data

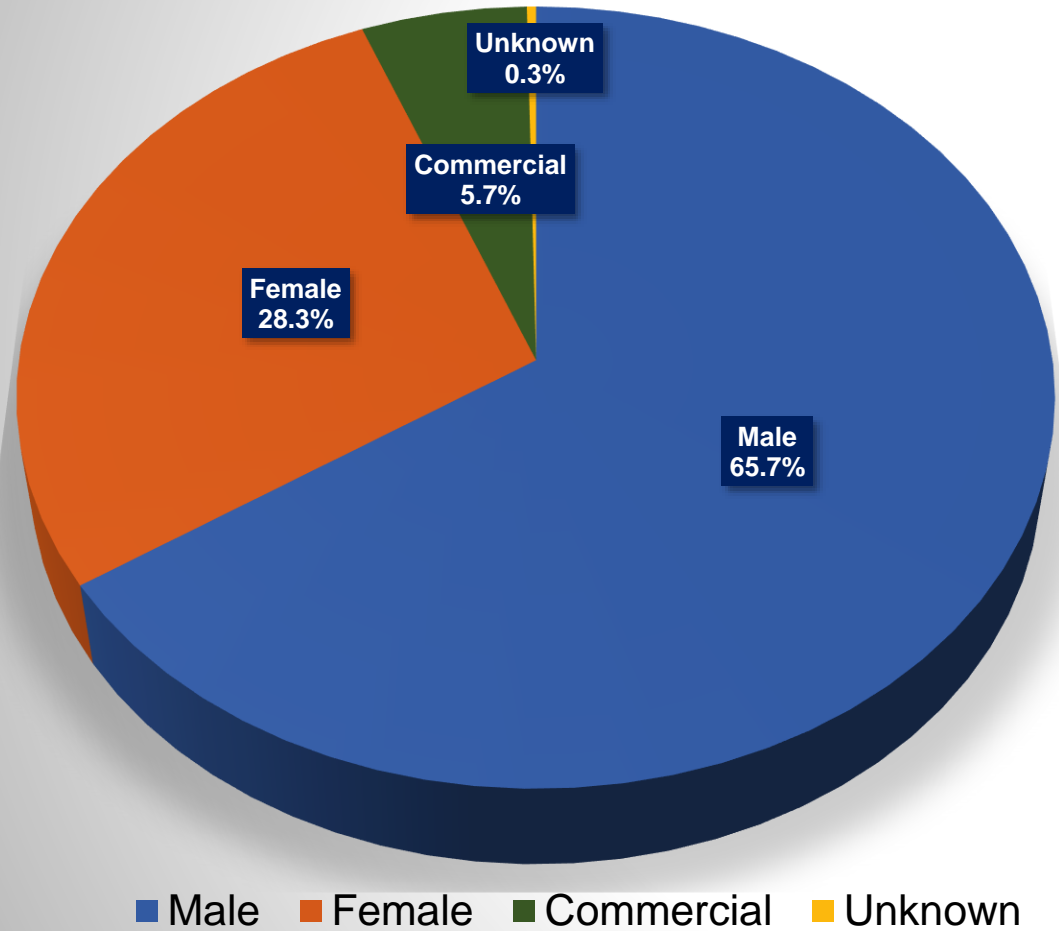
Top 5 Ticketed VTL Interactions

Male	Female	Commercial	Unknown
1. Operating Without Insurance	1. Operating Without Insurance	1. Insufficient Warning Devices	1. Brake Out of Adjustment
2. Unlicensed Operator	2. Disobeyed Traffic Control Device	2. No/Inadequate Lights	2. Window Tint
3. Disobeyed Traffic Control Device	3. Unlicensed Operator	3. Defective Parking Brake	3. Rear/ Side Windows Non/Transparent
4. Uninspected Motor Vehicle	4. Uninspected Motor Vehicle	4. Operating Without Insurance	4. No Reflective Markings
5. Window Tint	5. Failed To Stop at Stop Sign	5. Lighting Violation	5. No Highway Use Tax

*See Page 2 of the Introduction for a Detailed Explanation of Current Reporting and Future Modifications



Nassau County Police Department 2019 Number of VTL Stops By Gender



Number of VTL Stops Where Summonses Were Issued	
Male:	57,653
Female:	24,837
Commercial:	4,964
Unknown:	275
Total:	87,729

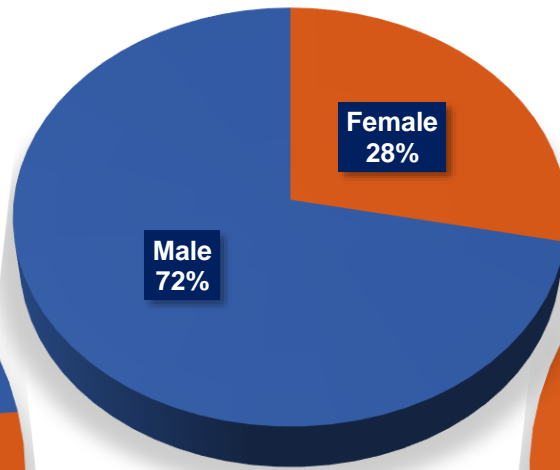
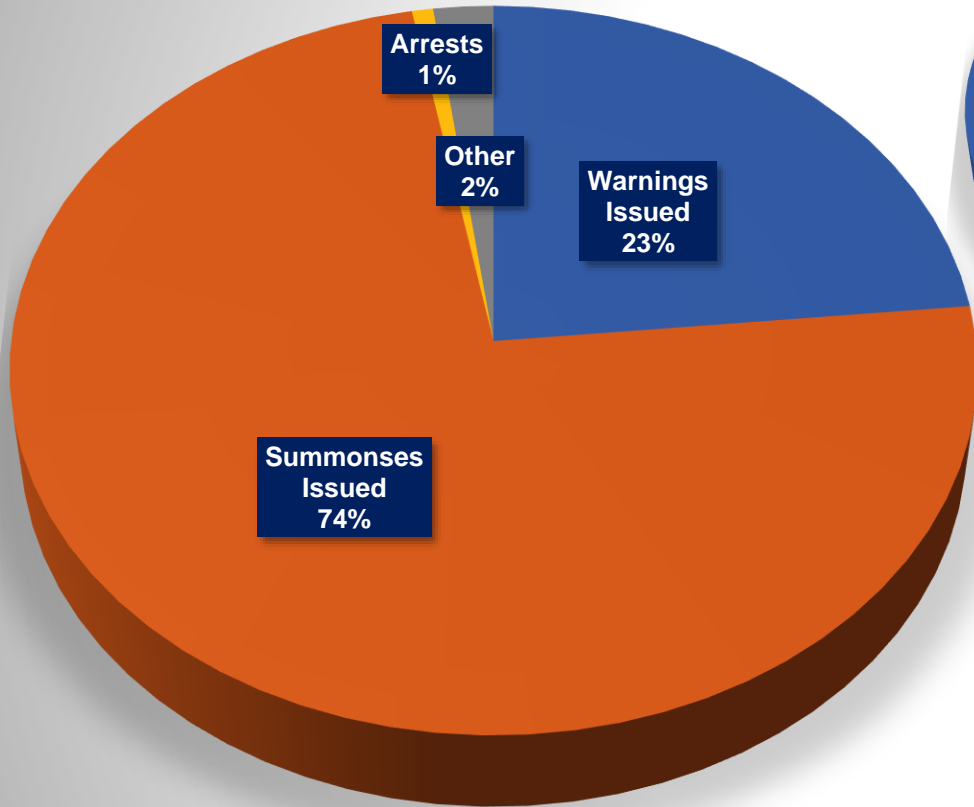
Average Number of Summonses Issued Per VTL Stop	
Commercial:	7.5
Unknown:	7.3
Male:	2.6
Female:	2.1
Total Average:	2.7



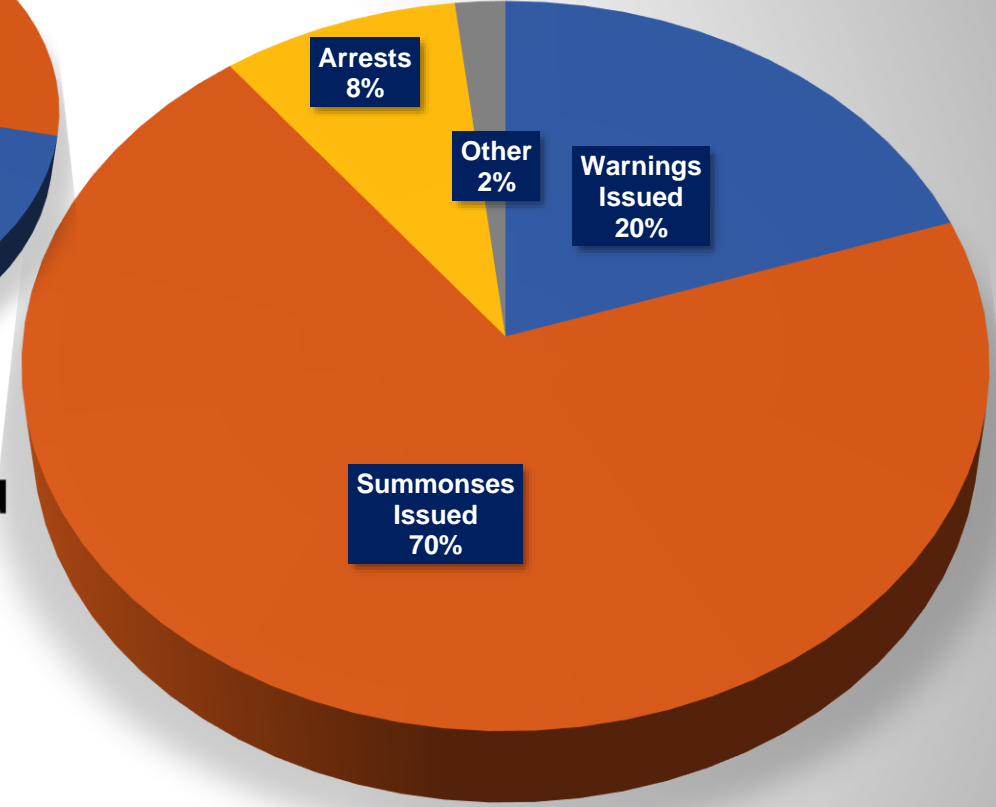
Nassau County Police Department

2019 VTL Stops Where Demographics Were Recorded By Gender

Male
Total: 11,235



Female
Total: 4,409



- Warnings Issued
- Summons Issued
- Arrests
- Other

	Total	Warnings Issued	Summons Issued	Arrests	Other
Male:	11,235	2,634	8,272	86	243
Female:	4,409	872	3,078	379	80
Totals:	15,644	3,506	11,350	465	323

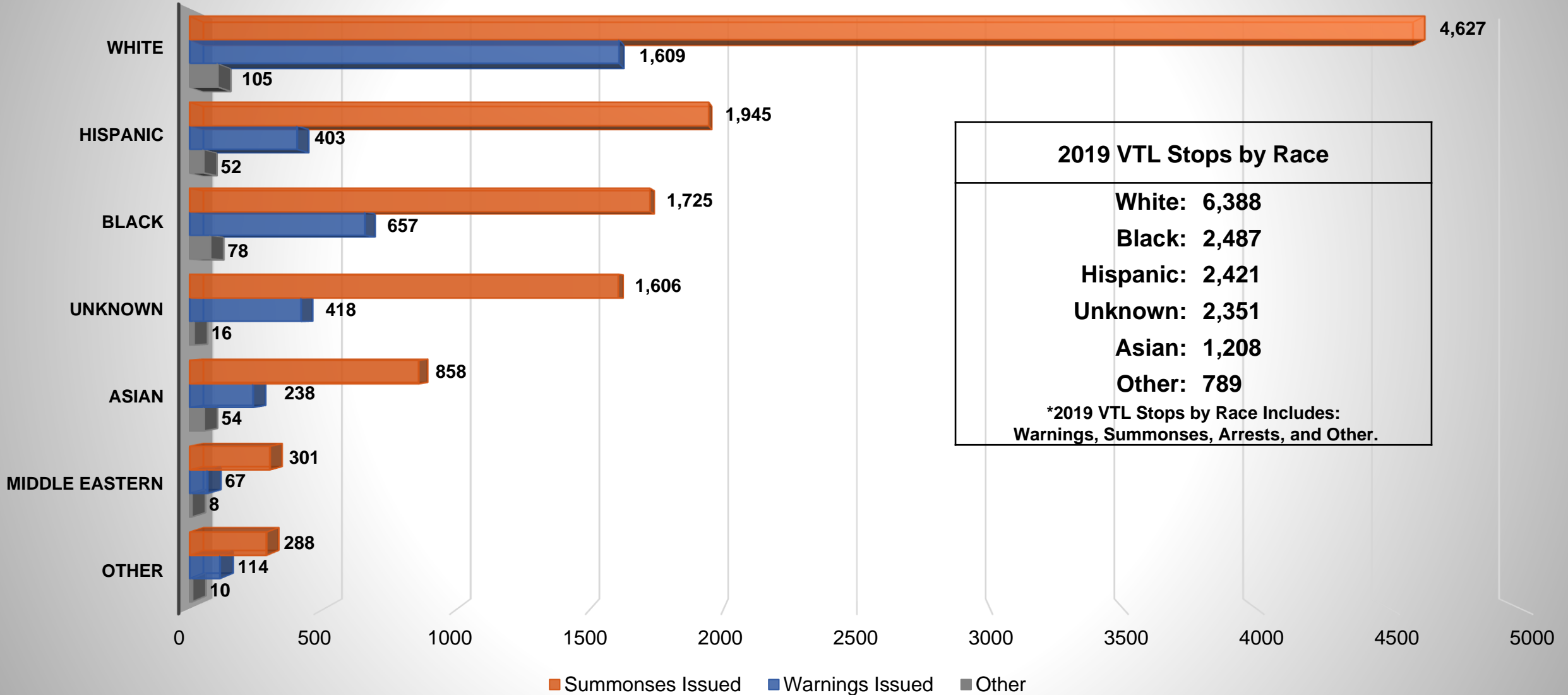
*See Page 2 of the Introduction for a Detailed Explanation of Current Reporting and Future Modifications



Nassau County Police Department

2019 VTL Stops Where Demographics Were Recorded By Race

Summonses, Warnings, and Other

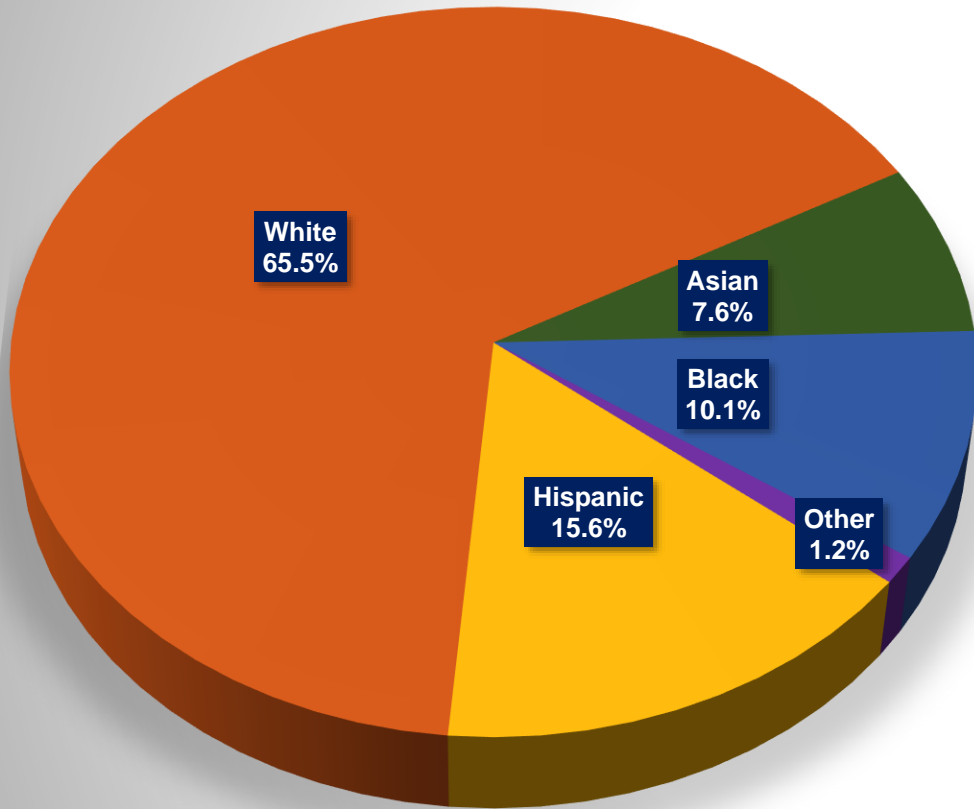




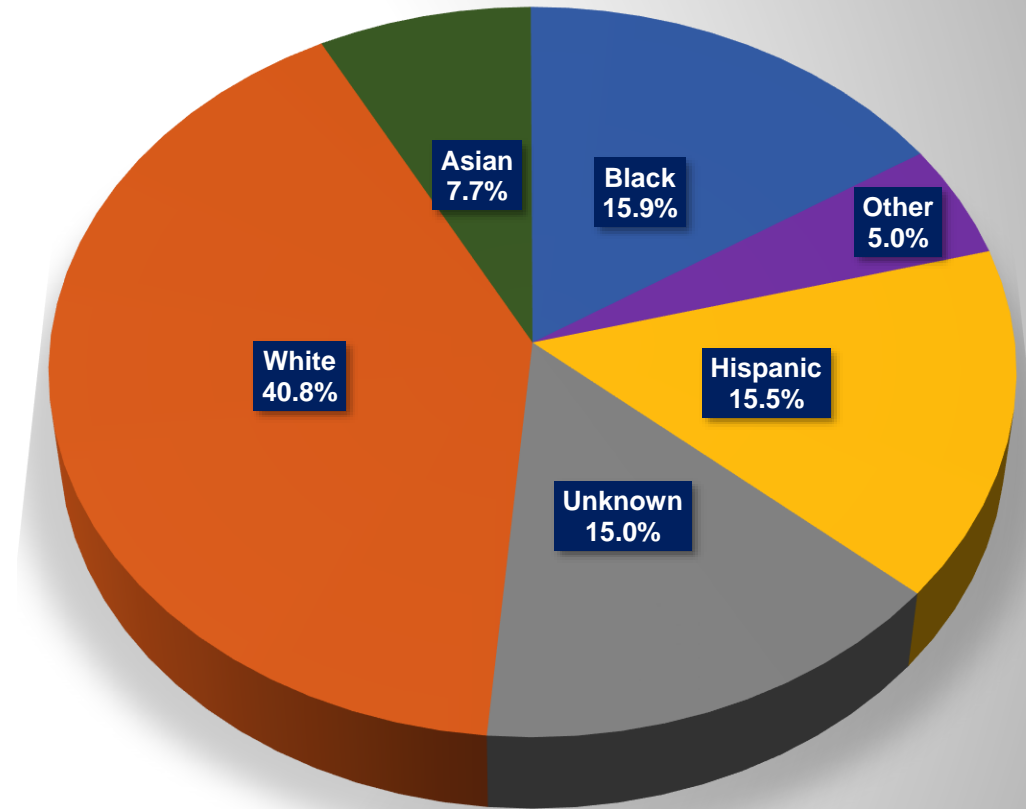
Nassau County Police Department

2019 Percent Population vs VTL Stop Demographics

Nassau County Population by Race/ Ethnicity



Percent of VTL Stops by Race/ Ethnicity



- White
- Asian
- Black
- Other
- Hispanic
- Unknown

* 2010 Census Data & CAD Data

	White	Black	Hispanic	Asian	Unknown	Other
--	-------	-------	----------	-------	---------	-------

Nassau County Population: 65.5% 10.1% 15.6% 7.6% 0% 1.2%

VTL Stops by Race and Ethnicity: 40.8% 15.9% 15.5% 7.7% 15.0% 5.0%