



# Appendix 2.3-3

## **Test Well Program Preliminary Test Well Construction and Analysis**

**TEST WELL PROGRAM  
PRELIMINARY TEST WELL  
CONSTRUCTION AND ANALYSIS**

Sands New York Integrated Resort  
Nassau County, New York

H2M Project No.  
LVSC2301

**ORIGINAL MEMORANDUM JANUARY 2025  
REPORT COMPILED MARCH 2025**

**Prepared for:**

LVS NY Holdco 2, LLC  
5420 S. Durango Drive  
Las Vegas, NV 89113

**Prepared by:**

H2M architects + engineers  
538 Broad Hollow Road  
Melville, New York 11747



architects + engineers



**CONTENTS**

- 1. SCOPE AND PURPOSE ..... 1
- 2. TEST WELL CONSTRUCTION..... 2
  - a. GAMMA LOGGING AND SOIL SAMPLING ..... 2
  - b. TEST WELL ASSEMBLY AND DEVELOPMENT ..... 3
  - c. TEST WELL MONITORING PLAN ..... 3
- 3. TEST PUMPING PROGRAM ..... 4
  - a. TEST ZONE 1 ..... 4
  - b. TEST ZONE 2 ..... 5
  - c. TEST ZONE 3 ..... 6
- 4. GEOLOGIC AND GROUNDWATER TESTING ..... 7
- 5. RECOMMENDATIONS ..... 8

**LIST OF FIGURES**

- FIGURE 1 SOIL SAMPLE COLLECTED FROM 555 FEET BELOW GRADE (ZONE 1)
- FIGURE 2 SOIL SAMPLE COLLECTED FROM 425 FEET BELOW GRADE (ZONE 2)
- FIGURE 3 SOIL SAMPLE COLLECTED FROM 345 FEET BELOW GRADE (ZONE 3)
- FIGURE 4 HYDROGRAPH TEST ZONE 1
- FIGURE 5 HYDROGRAPH TEST ZONE 2
- FIGURE 6 HYDROGRAPH TEST ZONE 3

**LIST OF APPENDICES**

- APPENDIX 1 GAMMA LOGS
- APPENDIX 2 MANUAL READINGS COLLECTED DURING TEST PROGRAM
- APPENDIX 3 WATER QUALITY DATA
- APPENDIX 4 SIEVE ANALYSES

## 1. SCOPE AND PURPOSE

This memo has been prepared to summarize the data and findings from the temporary test well program for the Las Vegas Sands Casino project.

The test well program was developed to evaluate the capacity of the site to support a new potable supply well. The borehole was drilled to approximately 610 feet below grade; test cores were collected every 20 feet starting from 150 feet to 300 feet and every 5 feet from 300 feet to final drill depth. The final drill depth target was approximately 600 feet below grade, targeting the top of the Raritan Clay formation; ultimately, the borehole was drilled to 610 feet below grade. Once the borehole reached depth, gamma logging of the hole was performed. An evaluation of the soil samples and the data from the gamma log were used to select the following three test zones (all presumed to be within the Magothy Aquifer):

1. Test Zone 1 (deep) from 524 feet to 554 feet below grade;
2. Test Zone 2 (intermediate) from 405 feet to 435 feet below grade; and
3. Test Zone 3 (shallow) from 330 feet to 360 feet below grade

## 2. TEST WELL CONSTRUCTION

### a. GAMMA LOGGING AND SOIL SAMPLING

The chosen test zones were associated with low gamma readings, which typically indicate geology with low amounts of naturally occurring radioactive elements, translating to stratigraphy likely composed of mostly clean sand and/or gravel with minimal clay content. The low gamma zones were also verified against observations of the physical soil samples collected during drilling. (The gamma logs are attached.)




Figure 1. Soil sample collected from 555 feet below grade (Zone 1)




Figure 2. Soil sample collected from 425 feet below grade (Zone 2)




Figure 3. Soil sample collected from 345 feet below grade (Zone 3)

#### **b. TEST WELL ASSEMBLY AND DEVELOPMENT**

The temporary screen assembly was installed at each of the three different zones to test pump for 40 hours and collect water quality samples. The screen assembly had a nominal slot size of 0.030-inches and was packed with a #1 well gravel. After setting of each test zone, the Contractor developed the well using air lifting and over pumping methods to clear out the formation and improve efficiency of the temporary well setup, targeting a turbidity of 50 NTU. Following development, the Contractor set the pump to test the well. Upon completion of each test zone, the Contractor backfilled the borehole with #00 filter sand before moving onto the next zone.

#### **c. TEST WELL MONITORING PLAN**

Manual water level readings in the pumping well were collected throughout the duration of the test program (readings are attached). Water quality samples were collected after 24 hours of pumping and 40 hours of pumping (water quality results are attached).

Effluent from the drilling activities as well as the test pumping was routed to a temporary treatment system setup and ultimately discharged to the Nassau County stormwater system.

### 3. TEST PUMPING PROGRAM

#### a. TEST ZONE 1

Test Zone 1 (deep, screened from 524 feet to 554 feet below grade) began pumping on Monday, December 9, 2024 at 15:00 and terminated pumping on Wednesday, December 11, 2024 at 07:00. This zone was pumped at an average of 222 gallons per minute (gpm). The water level in the well drew down to approximately 26 feet below static within the first 15 minutes of pumping and maintained a relatively steady pumping level for the duration of the test. During development of this zone, the Contractor noted that it was challenging to clear up the turbidity due to the clay content and seams encountered at this depth.

Specific capacity averaged 8.4 gallons per minute per foot of drawdown (gpm/ft d-d).

After the pump was shut off, water level recovered to static within 30 minutes.

The results of the water quality sampling indicated good water quality at both the 24-hour and 40-hour samples.

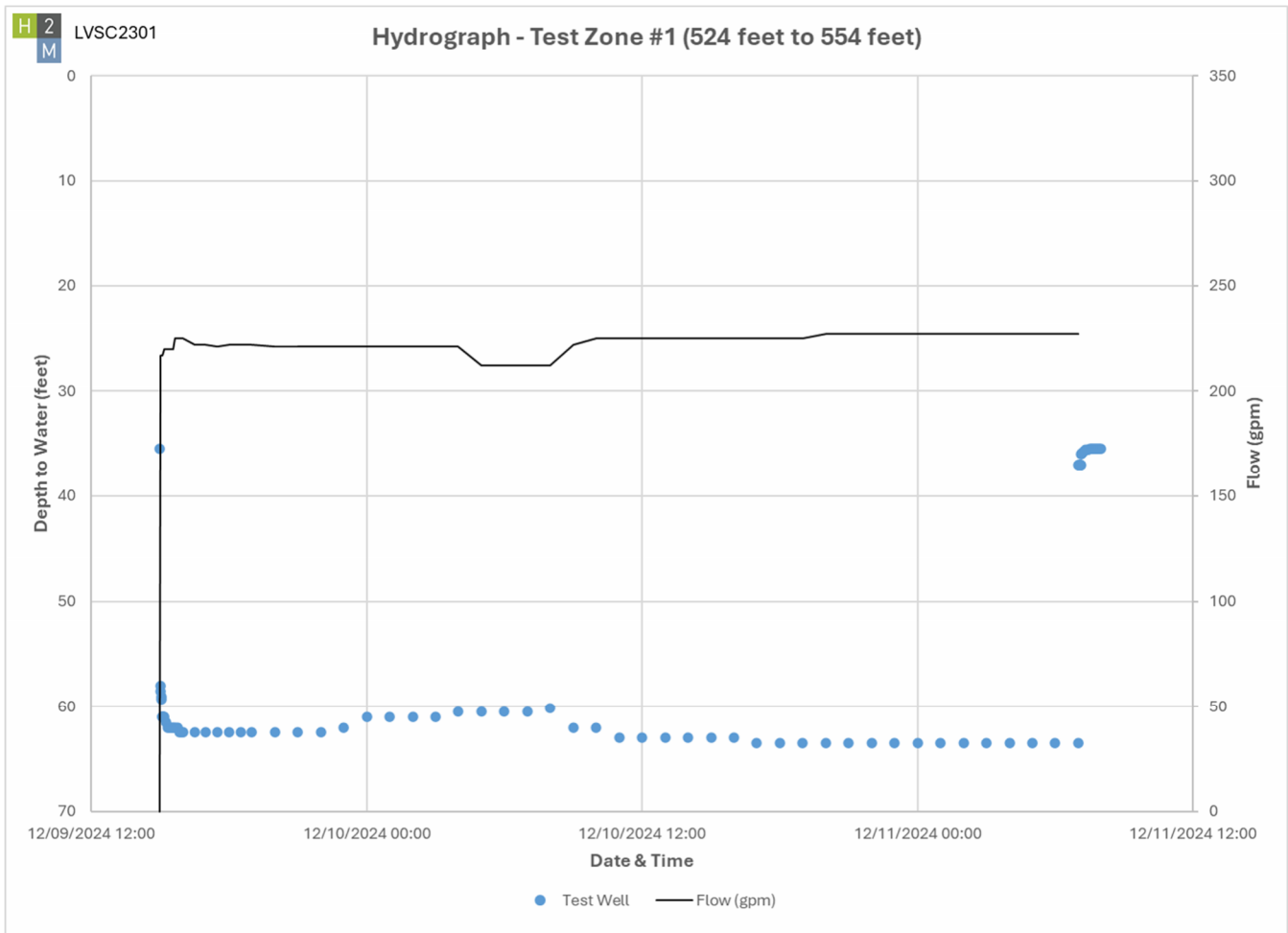


Figure 4. Hydrograph Test Zone 1

**b. TEST ZONE 2**

Test Zone 2 (intermediate, screened from 405 feet to 435 feet below grade) began pumping on Thursday, December 12, 2024 at 14:00 and terminated pumping on Saturday, December 14, 2024 at 06:00. This zone was pumped at an average of 220 gpm. Water level in the well drew down almost immediately and settled into a relatively steady pumping level within one minute of pumping (with approximately 21.5 feet of drawdown). The Contractor did not indicate any notable challenges during development of this test zone.

Specific capacity averaged 10.3 gpm/ft d-d.

After the pump was shut off, water level recovered to static in less than 15 minutes.

The results of the water quality sampling indicated good water quality at both the 24-hour and 40-hour samples.

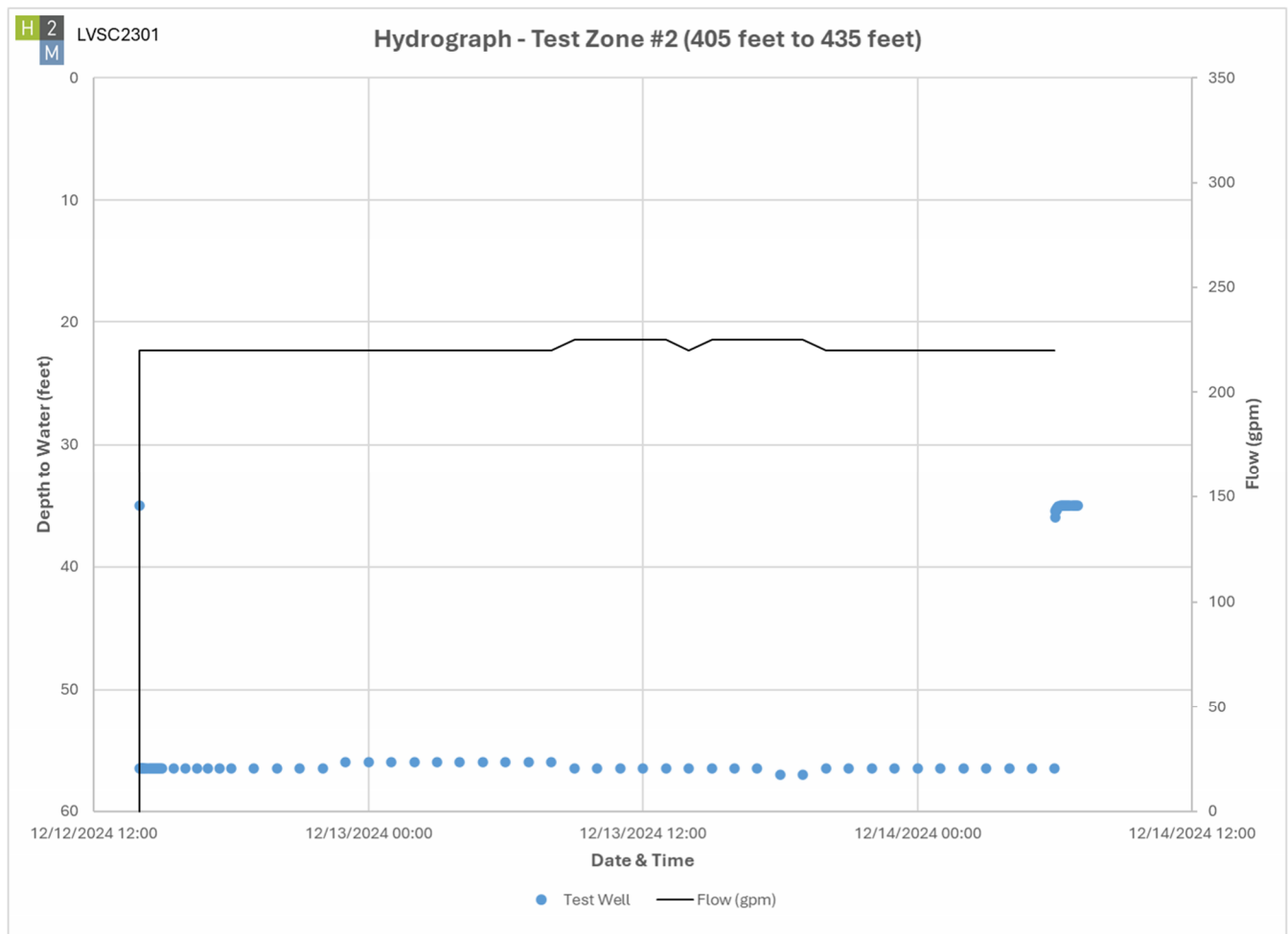


Figure 5. Hydrograph Test Zone 2

**c. TEST ZONE 3**

Test Zone 3 (shallow, screened from 330 feet to 360 feet below grade) began pumping on Sunday, December 15, 2024 at 14:00 and terminated pumping on Tuesday, December 17, 2024 at 06:00. This zone was pumped at an average of 218 gpm. Water level in the well drew down to a steady pumping level within a few minutes (averaging approximately 16.5 feet of drawdown) and experienced a slight increase in drawdown over the pumping duration. The Contractor did not indicate any particular challenges during development of this test zone.

Specific capacity averaged 13.3 gpm/ft d-d.

After the pump was shut off, it took approximately 45 minutes for water levels to recover to static.

The results of the water quality sampling indicated good water quality for both the 24-hour and 40-hour samples.

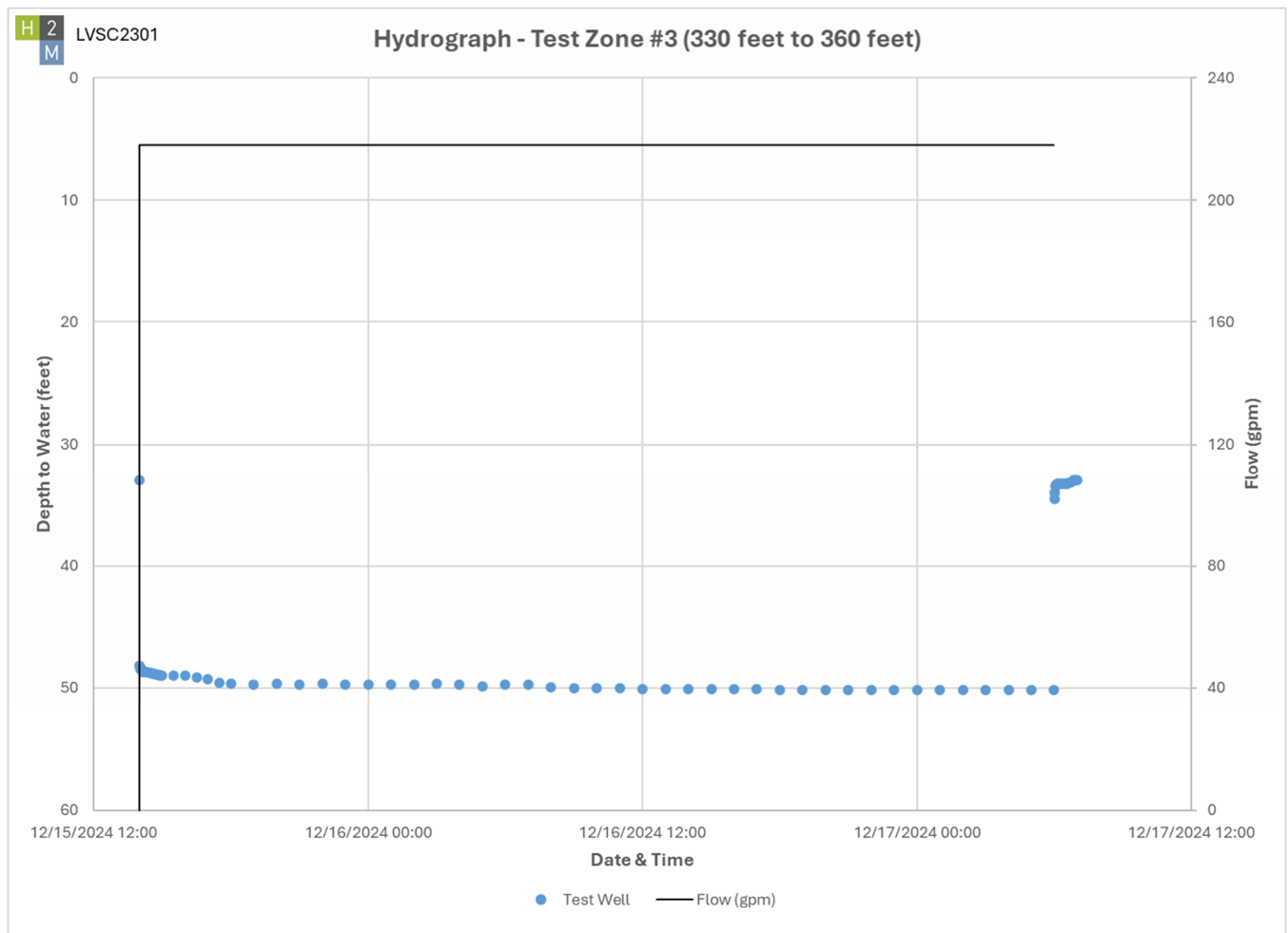


Figure 6. Hydrograph Test Zone 3

#### **4. GEOLOGIC AND GROUNDWATER TESTING**

Sieve analyses were performed on select samples surrounding the test zones in anticipation of the design of both the permanent test well and as prudent data for the design of the permanent supply well. (Results of the analyses are attached.)

Although the water quality sampling data indicates good water quality from all three zones, this information should be evaluated and approached with discernment. This site is located in the vicinity of various known plumes and may be susceptible to being affected by poorer water quality if/when migration of the plumes occurs. There is a possibility that the targeted zones in this test program are currently unaffected by the existing plumes and/or that remediation and cleanup of the existing contamination is currently being addressed, improving the water quality in this area. There is also a possibility that the test program did not pump at a rate high enough to induce adequate movement of groundwater to capture a more representative sample and may not be indicative of the water quality that will be experienced by the higher capacity production well. A conservative approach is to anticipate that there is a likelihood that this water supply may require treatment.

## 5. RECOMMENDATIONS

Zone 1 (deep) encountered some of the most notionally prolific strata (coarse sand and gravel) but the clay content of the adjacent layers diminishes the volume of water that can be transmitted through the formation at this depth. This was observed via the test data, as this zone had the lowest specific capacity of the three zones and took more time to recover to static than Zone 2. Because of the clay, development of the permanent test well will likely be challenging (comparable to the test well development) and may affect turbidity of the well effluent long term.

Data collected from Zone 3 (shallow) indicates that this is a productive zone with the highest specific capacity observed during the pump test, as compared to the other two zones. However, as the shallowest zone, it is the most susceptible to contamination from surface pollutants. This zone also took the longest to recover to static at the conclusion of the pump test, which may indicate lower storativity values, alluding to the aquifer's reduced ability to sustain higher pumpage rates.

Based on the geology encountered, pump test data, and water quality results, Zone 2 (intermediate) is the recommended screen zone for the permanent test well assembly, as well as the future supply well. The soils in this zone consist of mostly sandy material with sufficient thickness to support adequate flow of good quality water. Clay strata exist above this zone, separating it from the shallower aquifers (including Zone 3), better protecting this aquifer from surface pollutant; a clay aquiclude will act as a barrier to contaminant transport in groundwater due to its low permeability and minimal pore space.



architects + engineers

538 Broad Hollow Road, 4<sup>th</sup> Floor East  
Melville, NY 11747 | tel 631.756.8000 | h2m.com

## **APPENDIX 1**

### **GAMMA LOGS**



**DELTA WELL & PUMP Co., Inc.**  
WATER AND ENVIRONMENTAL DRILLING

Project: LAS VEGAS SANDS

Location: UNIONDALE

Well/ Boring

TESTWELL

Depth Driller

Depth Logger

Date

11-29-24

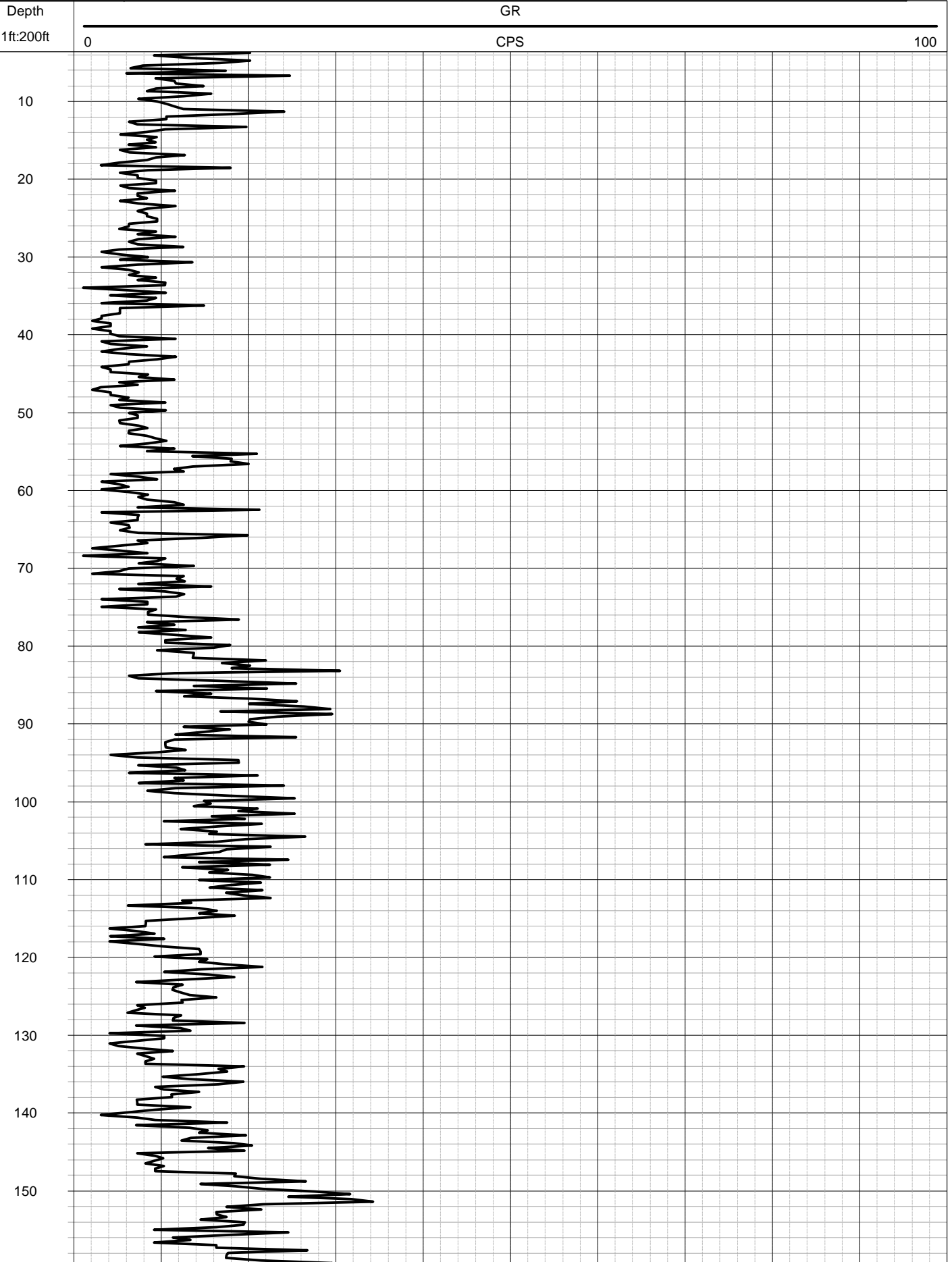
Logged by:

CMO

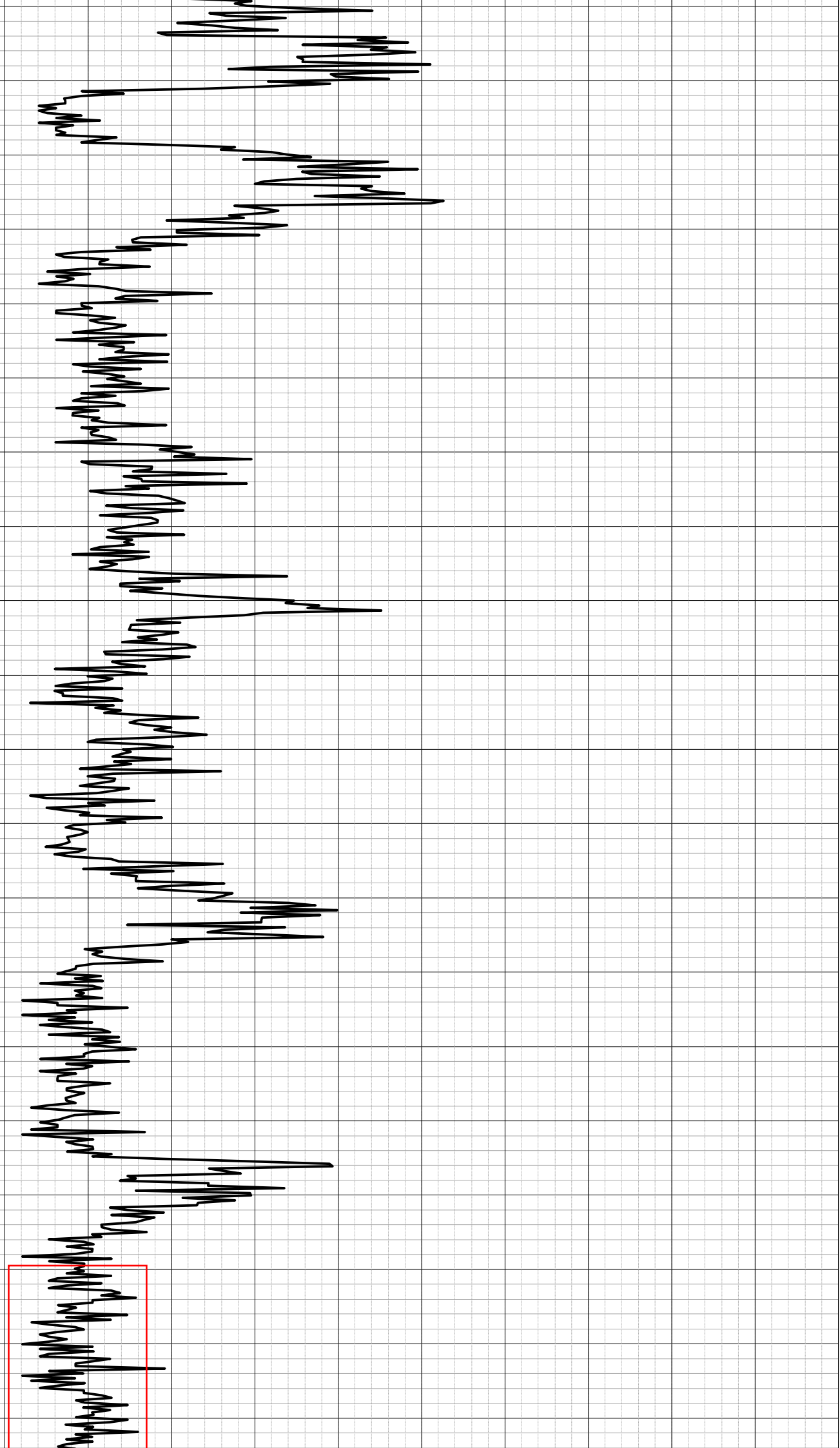
File Name

802.SandsGamma

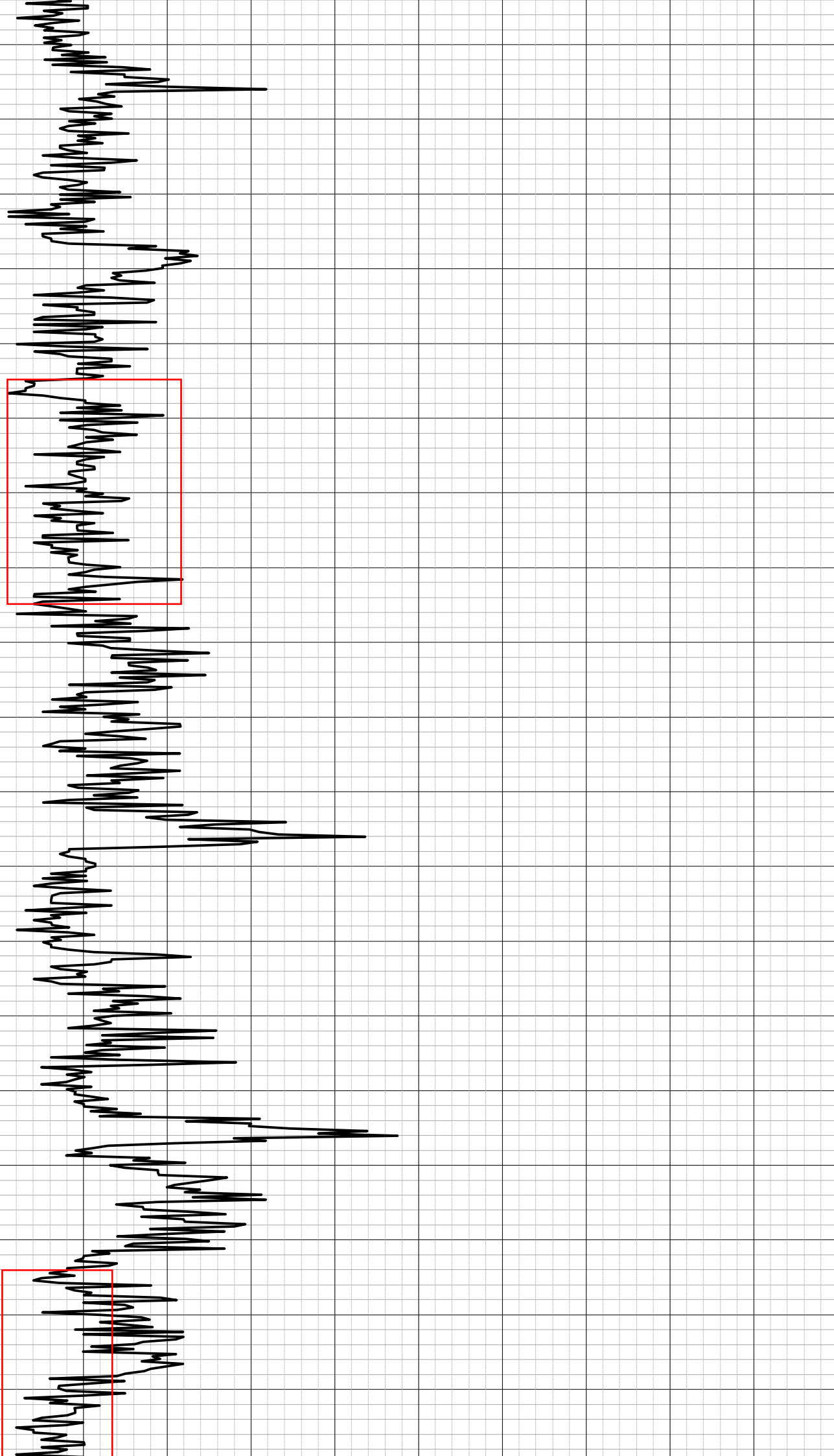
Witness:

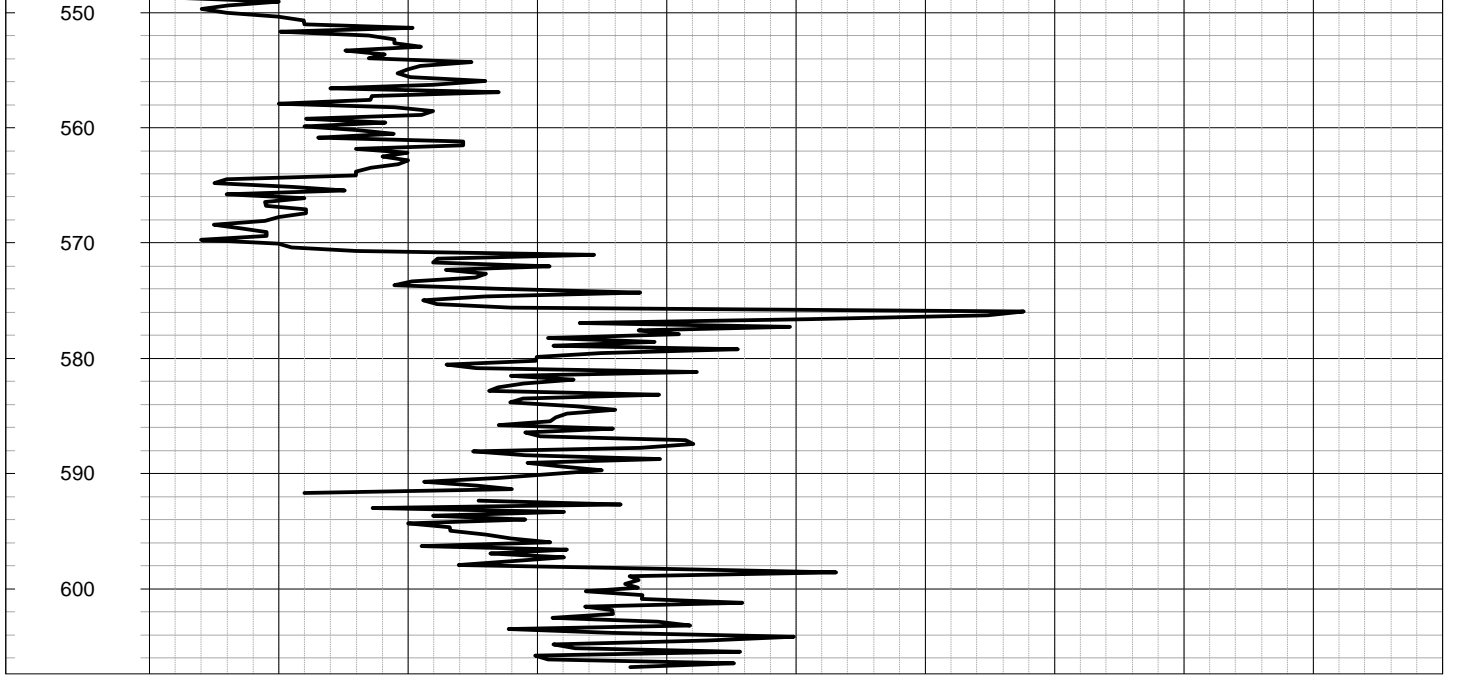


160  
170  
180  
190  
200  
210  
220  
230  
240  
250  
260  
270  
280  
290  
300  
310  
320  
330  
340  
350



360  
370  
380  
390  
400  
410  
420  
430  
440  
450  
460  
470  
480  
490  
500  
510  
520  
530  
540





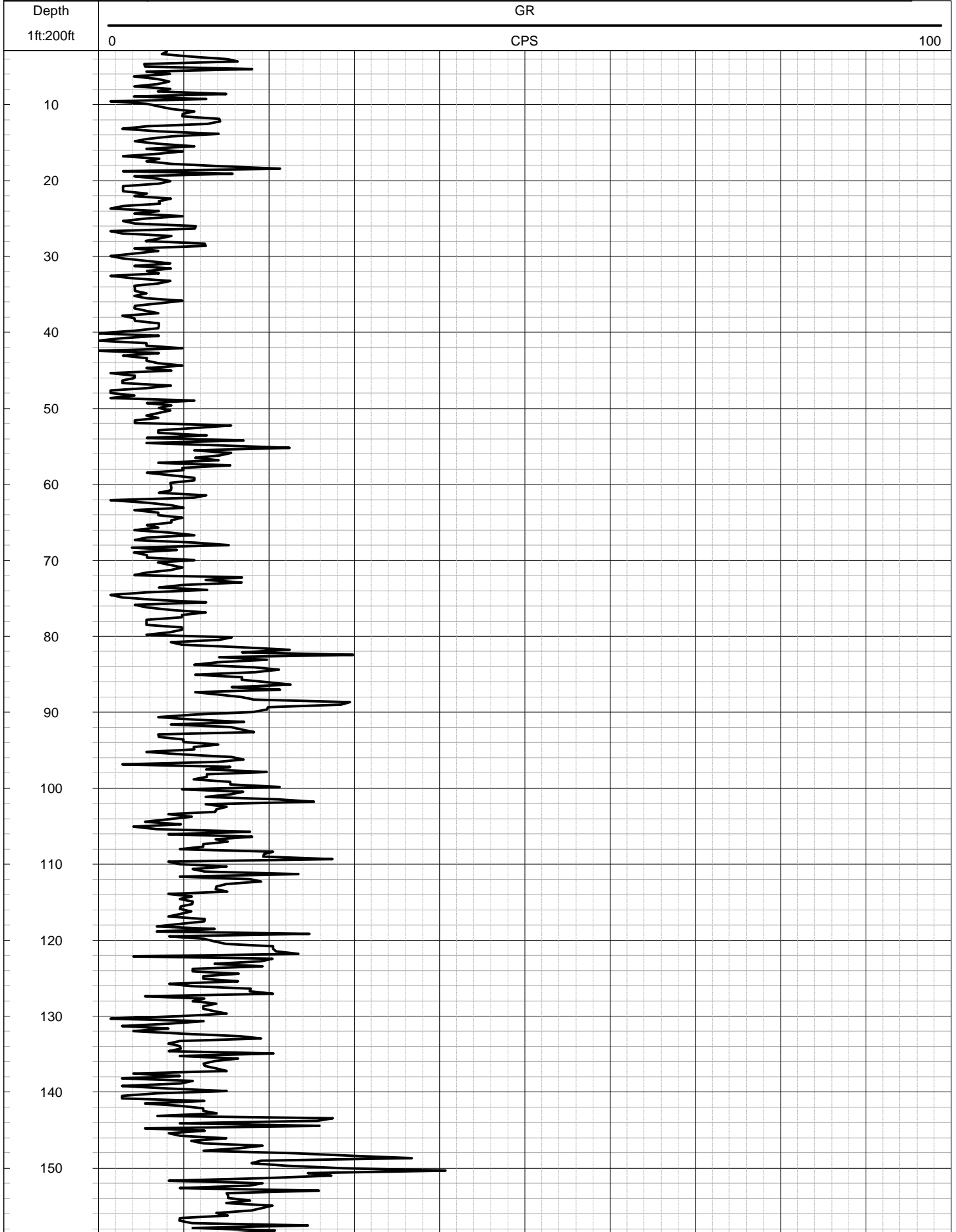


**DELTA WELL & PUMP Co., Inc.**  
WATER AND ENVIRONMENTAL DRILLING

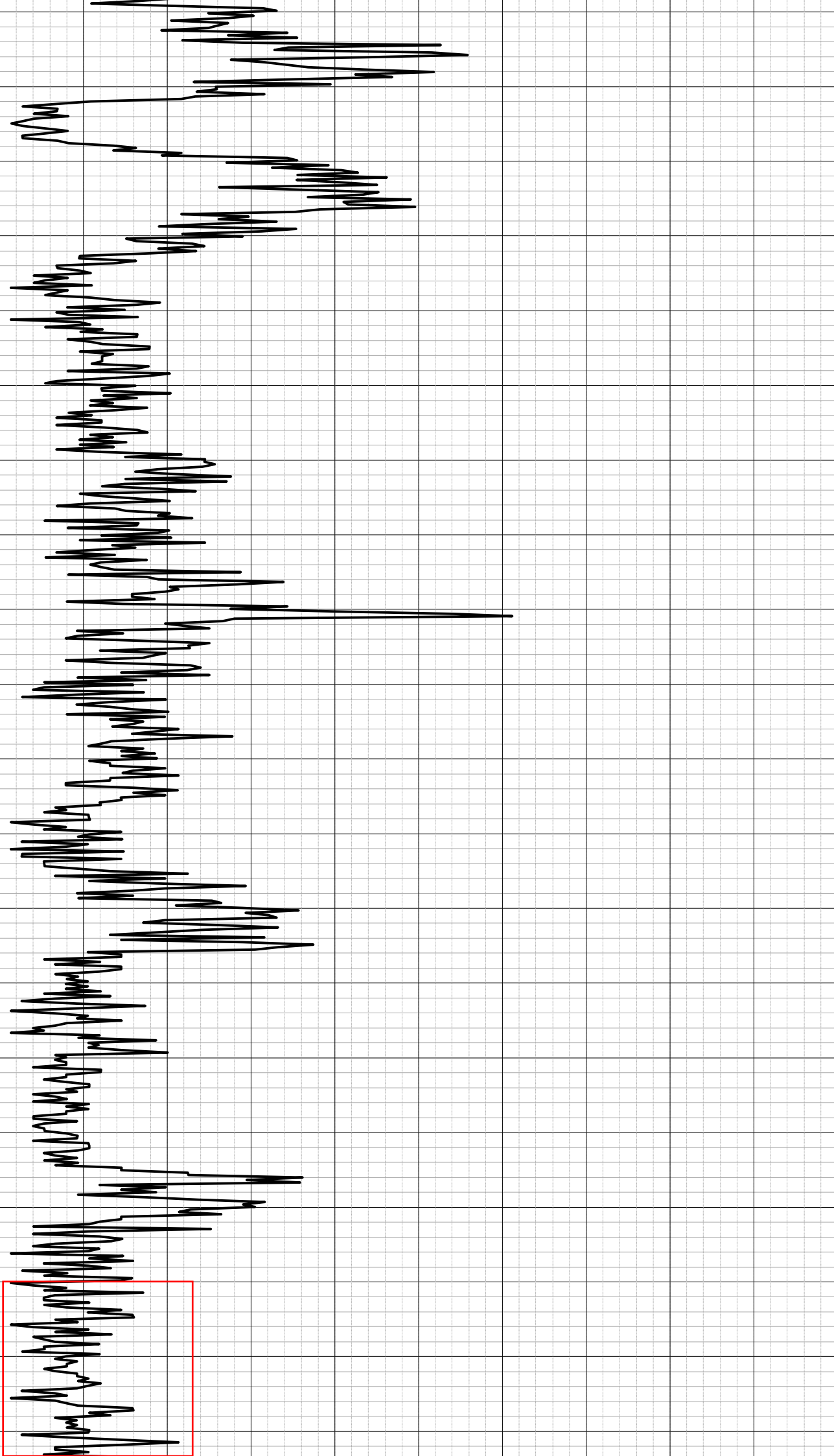
Project: LAS VEGAS SANDS

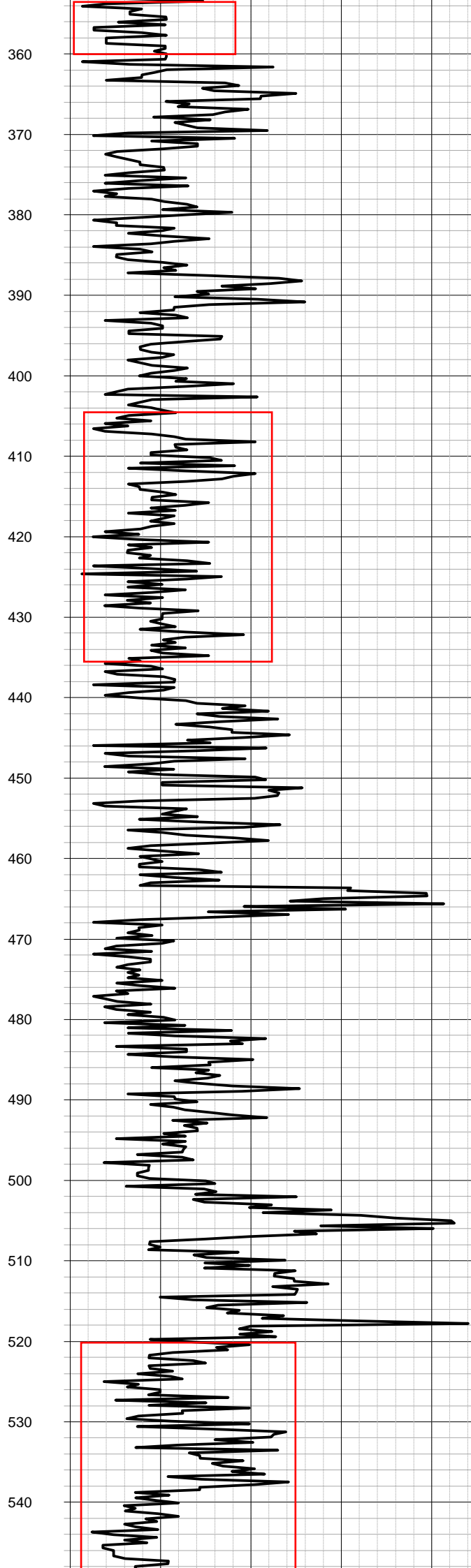
Location: UNIONDALE

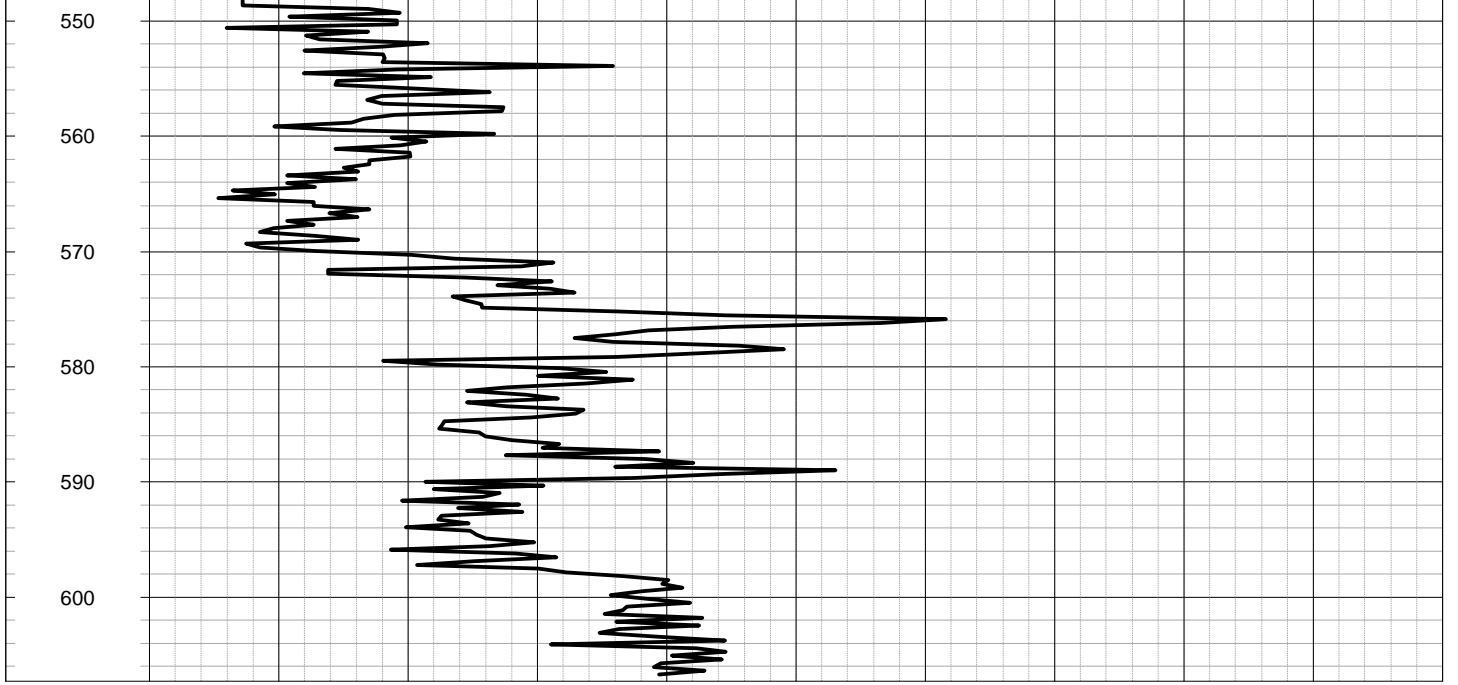
Well/ Boring	TESTWELL		Depth Driller	
			Depth Logger	
Date	11-29-24	Uphole	Logged by:	CMO
File Name	802.SandsGamma.up		Witness:	



160  
170  
180  
190  
200  
210  
220  
230  
240  
250  
260  
270  
280  
290  
300  
310  
320  
330  
340  
350









architects + engineers

538 Broad Hollow Road, 4<sup>th</sup> Floor East  
Melville, NY 11747 | tel 631.756.8000 | h2m.com

## **APPENDIX 2**

### **MANUAL READINGS COLLECTED DURING TEST PROGRAM**



STEP DRAWDOWN TEST FIELD LOG

Project: Las Vegas Sands Casino Test Well

DWP Job 802

Proj #: LVSC2301

City, State: Uniondale, NY

Date: 12/9/24

TEST ZONE NO. 1

Q =

Time	Time Elapsed	Flow (gpm)	Water Level		NOTES
			Test Well		
	STATIC	0	35' 6"		Turbidity 31.13
3:01 pm	1m	217	58'		
3:02	2m	217	58' 6"		
3:03	3m	217	59'		
3:04	4m	217	59' 4"		
3:05	5m	217	61'		
3:06	6m	217	61'		
3:07	7m	217	61'		
3:08	8m	218	61'		
3:09	9m	218	61'		
3:10	10m	220	61'		
3:15	15m	220	61' 6"		
3:20	20m	220	62'		
3:25	25m	220	62'		
3:30	30m	220	62'		
3:35	35m	220	62'		
3:40	40m	225	62'		Turbidity 41.39
3:45	45m	225	62'		
3:50	50m	225	62' 6"		
3:55	55m	225	62' 6"		
4:00 pm	1h	225	62' 6"		



STEP DRAWDOWN TEST FIELD LOG

Project: Las Vegas Sands Casino Test Well

DWP Job 802

Proj #: LVSC2301

City, State: Uniondale, NY

Date: 12/9 - 12/10

TEST ZONE NO. 1

Q =

Time	Time Elapsed	Flow (gpm)	Water Level		NOTES
			Test Well		
4:30 pm	1h 30m	222	62' 6"		
5:00 pm	2h	222	62' 6"		
5:30 pm	2h 30m	221	62' 6"		
6:00 pm	3h	222	62' 6"		
6:30 pm	3h 30m	222	62' 6"		
7:00 pm	4h	222	62' 6"		
8:00 pm	5h	221	62' 6"		
9:00 pm	6h	221	62' 6"		
10:00 pm	7h	221	62' 6"		
11:00 pm	8h	221	62'		
12:00 AM	9h	221	61'		
1:00 AM	10h	221	61'		
2:00 AM	11h	221	61'		
3:00 AM	12h	221	61'		
4:00 AM	13h	221	60' 6"		
5:00 AM	14h	212	60' 6"		
6:00 AM	15h	212	60' 6"		
7:00 AM	16h	212	60' 6"		
8:00 AM	17h	212	60' 2"		
9:00 AM	18h	222	62'		
10:00 AM	19h	225	63'		TURBIDITY 2.99 2.40
11:00 AM	20h	225	63'		
12:00 pm	21h	225	63'		
1:00 pm	22h	225	63'		

12/10



STEP DRAWDOWN TEST FIELD LOG

Project: Las Vegas Sands Casino Test Well

DWP Job 802

Proj #: LVSC2301

City, State: Uniondale, NY

Date: 12/10 - 12/11

TEST ZONE NO. 1

Q =

Time	Time Elapsed	Flow (gpm)	Water Level		NOTES
			Test Well		
2:00 pm	23h	225	63'		
3:00 pm	24h	225	63'		
4:00 pm	25h	225	63'		
5:00 pm	26h	225	63' 6"		
6:00 pm	27h	225	63' 6"		Turbidity 1.96
7:00 pm	28h	225	63' 6"		
8:00 pm	29h	227	63' 6"		
9:00 pm	30h	227	63' 6"		
10:00 pm	31h	227	63' 6"		
11:00 pm	32h	227	63' 6"		
12:00 AM	33h	227	63' 6"		
1:00 AM	34h	227	63' - 6"		
2:00 AM	35h	227	63' - 6"		
3:00 AM	36h	227	63' - 6"		
4:00 AM	37h	227	63' - 6"		
5:00 AM	38h	227	63' - 6"		
6:00 AM	39h	227	63' - 6"		
7:00 AM	40h	227	63' - 6"		

12/11





STEP DRAWDOWN TEST FIELD LOG

Project: Las Vegas Sands Casino Test Well

DWP Job 802

Proj #: LVSC2301

City, State: Uniondale, NY

Date: 12/12/24

TEST ZONE NO. 2

Q =

Time	Time Elapsed	Flow (gpm)	Water Level		NOTES
			Test Well		
	STATIC	0	35' 0"		
2:00 pm			35' 0"		
2:01 pm	1m	220	56' 6"		
2:02 pm	2m	220	56' 6"		
2:03 pm	3m	220	56' 6"		
2:04 pm	4m	220	56' 6"		
2:05 pm	5m	220	56' 6"		
2:06 pm	6m	220	56' 6"		
2:07 pm	7m	220	56' 6"		
2:08 pm	8m	220	56' 6"		
2:09 pm	9m	220	56' 6"		
2:10 pm	10m	220	56' 6"		Turbidity 61
2:15 pm	15m	220	56' 6"		
2:20 pm	20m	220	56' 6"		
2:25 pm	25m	220	56' 6"		
2:30 pm	30m	220	56' 6"		
2:35 pm	35m	220	56' 6"		
2:40 pm	40m	220	56' 6"		
2:45 pm	45m	220	56' 6"		
2:50 pm	50m	220	56' 6"		
2:55 pm	55m	220	56' 6"		
3:00 pm	1h	220	56' 6"		



STEP DRAWDOWN TEST FIELD LOG

Project: Las Vegas Sands Casino Test Well

DWP Job 802

Proj #: LVSC2301

City, State: Uniondale, NY

Date: 12/12 - 12/13

TEST ZONE NO. 2

Q =

Time	Time Elapsed	Flow (gpm)	Water Level		NOTES
			Test Well		
3:30 pm	1h 30m	<del>220</del>	56' 6"		
4:00 pm	2h	220	56' 6"		
4:30 pm	2h 30m	220'	56' 6"		
5:00 pm	3h	220'	56' 6"		
5:30 pm	3h 30m	220'	56' 6"		
6:00 pm	4h	220	56' 6"		Turbidity 55
7:00 pm	5h	220	56' 6"		
8:00 pm	6h	220	56' 6"		
9:00 pm	7h	220	56' 6"		
10:00 pm	8h	220	56' 6"		
11:00 pm	9h	220	56'		
12:00 AM	10h	220	56'		
1:00 AM	11h	220	56'		
2:00 AM	12h	220	56'		
3:00 AM	13h	220	56'		
4:00 AM	14h	220	56'		
5:00 AM	15h	220	56'		
6:00 AM	16h	220	56'		TURBIDITY 48.04
7:00 AM	17h	220	56'		
8:00 AM	18h	220	56'		
9:00 AM	19h	225	56' 6"		TURBIDITY 47.38
10:00 AM	20h	225	56' 6"		" 19.13
11:00 AM	21h	225	56' 6"		" 5.75
12:00 AM	22h	225	56' 6"		" 3.67



STEP DRAWDOWN TEST FIELD LOG

Project: Las Vegas Sands Casino Test Well

DWP Job 802

Proj #: LVSC2301

City, State: Uniondale, NY

Date: 12/13 - 12/14

TEST ZONE NO. 2

Q =

Time	Time Elapsed	Flow (gpm)	Water Level		NOTES
			Test Well		
1:00 pm	23h	225	56'6"		Turbidity 0.01
2:00 pm	24h	220	56'6"		" 0.11
3:00 pm	25h	225	56'6"		
4:00 pm	26h	225	56'6"		
5:00 pm	27h	225	56'6"		
6:00 pm	28h	225	57'		
7:00 pm	29h	225	57'		Turbidity .13
8:00 pm	30h	220	56'6"		
9:00 pm	31h	220	56'6"		
10:00 pm	32h	220	56'6"		
11:00 pm	33h	220	56'6"		
12:00 AM	34h	220	56'6"		
1:00 AM	35h	220	56'6"		
2:00 AM	36h	220	56'6"		
3:00 AM	37h	220	56'6"		
4:00 AM	38h	220	56'6"		
5:00 AM	39h	220	56'6"		
6:00 AM	40h	220	56'6"		





## STEP DRAWDOWN TEST FIELD LOG

Project: Las Vegas Sands Casino Test Well

DWP Job 802

Proj #: LVSC2301City, State: Uniondale, NYDate: 12/15/24TEST ZONE NO. 3Q = 

Time	Time Elapsed	Flow (gpm)	Water Level		NOTES
			Test Well		
	STATIC	0	33'		
2:00 PM		218	33'		
2:01 PM	1m	218	48' 2"		
2:02 PM	2m	218	48' 4"		
2:03 PM	3m	218	48' 6"		
2:04 PM	4m	218	48' 6"		
2:05 PM	5m	218	48' 6"		
2:06 PM	6m	218	48' 7"		
2:07 PM	7m	218	48' 7"		
2:08 PM	8m	218	48' 7"		
2:09 PM	9m	218	48' 8"		
2:10 PM	10m	218	48' 8"		
2:15 PM	15m	218	48' 8"		
2:20 PM	20m	218	48' 8"		
2:25 PM	25m	218	48' 9"		TURBIDITY 16.50
2:30 PM	30m	218	48' 9"		
2:35 PM	35m	218	48' 10"		
2:40 PM	40m	218	48' 10"		
2:45 PM	45m	218	48' 11"		
2:50 PM	50m	218	48' 11"		
2:55 PM	55m	218	49'		
3:00 PM	1h	218	49'		



## STEP DRAWDOWN TEST FIELD LOG

Project: Las Vegas Sands Casino Test Well

DWP Job 802

Proj #: LVSC2301City, State: Uniondale, NYDate: 12/15/24 12/16/24TEST ZONE NO. 3Q = 

Time	Time Elapsed	Flow (gpm)	Water Level		NOTES
			Test Well		
3:30 PM	1h 30m	218	49'		Turbidity 5.17
4:00 PM	2h	218	49'		
4:30 PM	2h 30m	218	49' 2"		
5:00 PM	3h	218	49' 3"		
5:30 PM	3h 30m	218	49' 7"		Turbidity 3.19
6:00 PM	4h	218	49' 8"		
7:00 PM	5h	218	49' 9"		
8:00 PM	6h	218	49' 8"		
9:00 PM	7h	218	49' 9"		Turbidity 2.11
10:00 PM	8h	218	49' 8"		
11:00 PM	9h	218	49' 9"		
12:00 AM	10h	218	49' 9"		
1:00 AM	11h	218	49' 9"		
2:00 AM	12h	218	49' 9"		
3:00 AM	13h	218	49' 8"		
4:00 AM	14h	218	49' 9"		
5:00 AM	15h	218	49' 10"		
6:00 AM	16h	218	49' 9"		
7:00 AM	17h	218	49' 9"		
8:00 AM	18h	218	49' 11"		TURBIDITY .38
9:00 AM	19h	218	50'		
10:00 AM	20h	218	50'		
11:00 AM	21h	218	50'		' .29
12:00 PM	22h	218	50' 1"		



STEP DRAWDOWN TEST FIELD LOG

Project: Las Vegas Sands Casino Test Well

DWP Job 802

Proj #: LVSC2301

City, State: Uniondale, NY

Date: 12/16/24 12/17/24

TEST ZONE NO. 3

Q =

Time	Time Elapsed	Flow (gpm)	Water Level		NOTES
			Test Well		
1:00 PM	23h	218	50'1"		Turbidity .15
2:00 PM	24h	218	50'1"		
3:00 PM	25h	218	50'1"		
4:00 PM	26h	218	50'1"		
5:00 PM	27h	218	50'1"		
6:00 PM	28h	218	50'2"		Turbidity .11
7:00 PM	29h	218	50'2"		
8:00 PM	30h	218	50'2"		
9:00 PM	31h	218	50'2"		
10:00 PM	32h	218	50'2"		
11:00 PM	33h	218	50'2"		
12:00 AM	34h	218	50'2"		
1:00 AM	35h	218	50'2"		
2:00 AM	36h	218	50'2"		
3:00 AM	37h	218	50'2"		
4:00 AM	38h	218	50'2"		
5:00 AM	39h	218	50'2"		
6:00 AM	40h	218	50'2"		





architects + engineers

538 Broad Hollow Road, 4<sup>th</sup> Floor East  
Melville, NY 11747 | tel 631.756.8000 | h2m.com

### **APPENDIX 3**

## **WATER QUALITY DATA**



**LONG ISLAND ANALYTICAL LABORATORIES INC.**

*"TOMORROWS ANALYTICAL SOLUTIONS TODAY"*

Laboratory Report

NYSDOH ELAP# 11693  
 USEPA# NY01273  
 CTDOH# PH-0284  
 AIHA# 164456  
 NJDEP# NY012  
 PADEP# 68-2943

LIAL# 4121137

December 23, 2024

Delta Well And Pump Co  
 Chris Okon  
 PO Box 1309  
 Ronkonkoma, NY 11779

**Re: Sands Uniondale Test Zone 1**

Dear Chris Okon,

Enclosed please find the laboratory Analysis Report(s) for sample(s) received on December 11, 2024. Long Island Analytical laboratories analyzed the samples on December 20, 2024 for the following:

SAMPLE ID	ANALYSIS
Well #1 24 Hrs	Calcium Hardness, EPA 522, EPA 533, Li by ICP, POC/IOC, Radionuclides, SOCs, Total Hardness
Well #1 40 Hrs	Calcium Hardness, EPA 522, EPA 533, Li by ICP, POC/IOC, Radionuclides, SOCs, Total Hardness

Samples received at 2.9 ° C

1.C Holding time exceeded, analyze immediate parameter.

If you have any questions or require further information, please call at your convenience. Long Island Analytical Laboratories Inc. is a NELAP accredited laboratory. All reported results meet the requirements of the NELAP standards unless noted. Report shall not be reproduced except in full without the written approval of the laboratory. Results related only to items tested. Long Island Analytical Laboratories would like to thank you for the opportunity to be of service to you.

Best Regards,

**Long Island Analytical Laboratories, Inc.**

**Michael D. Veraldi**  
 Laboratory Technical Director

Client: Delta Well And Pump Co	Client ID: Sands Uniondale Test Zone 1
Date (Time) Collected: 12/10/2024 15:00	Sample ID: Well #1 24 Hrs
Date (Time) Received: 12/11/2024 11:51	Laboratory ID: 4121137-01
Matrix: Potable Water	ELAP: #11693

## Volatiles Analysis

Parameter	CAS No.	LOQ	Result	Units	Flag
1,1,1,2-Tetrachloroethane	630-20-6	0.50	<0.50	ug/L	
1,1,1-Trichloroethane	71-55-6	0.50	<0.50	ug/L	
1,1,2,2-Tetrachloroethane	79-34-5	0.50	<0.50	ug/L	
1,1,2-Trichloro-1,2,2-trifluoroethane	76-13-1	0.50	<0.50	ug/L	2.B
1,1,2-Trichloroethane	79-00-5	0.50	<0.50	ug/L	
1,1-Dichloroethane	75-34-3	0.50	<0.50	ug/L	
1,1-Dichloroethene	75-35-4	0.50	<0.50	ug/L	
1,1-Dichloropropene	563-58-6	0.50	<0.50	ug/L	
1,2,3-Trichlorobenzene	87-61-6	0.50	<0.50	ug/L	
1,2,3-Trichloropropane	96-18-4	0.50	<0.50	ug/L	
1,2,4-Trichlorobenzene	120-82-1	0.50	<0.50	ug/L	
1,2,4-Trimethylbenzene	95-63-6	0.50	<0.50	ug/L	
1,2-Dichlorobenzene	95-50-1	0.50	<0.50	ug/L	
1,2-Dichloroethane	107-06-2	0.50	<0.50	ug/L	
1,2-Dichloropropane	78-87-5	0.50	<0.50	ug/L	
1,3,5-Trimethylbenzene	108-67-8	0.50	<0.50	ug/L	
1,3-Dichlorobenzene	541-73-1	0.50	<0.50	ug/L	
1,3-Dichloropropane	142-28-9	0.50	<0.50	ug/L	
1,4-Dichlorobenzene	106-46-7	0.50	<0.50	ug/L	
2,2-Dichloropropane	594-20-7	0.50	<0.50	ug/L	
2-Chlorotoluene	95-49-8	0.50	<0.50	ug/L	
4-Chlorotoluene	106-43-4	0.50	<0.50	ug/L	
4-Isopropyltoluene	99-87-6	0.50	<0.50	ug/L	
Benzene	71-43-2	0.50	<0.50	ug/L	
Bromobenzene	108-86-1	0.50	<0.50	ug/L	
Bromochloromethane	74-97-5	0.50	<0.50	ug/L	
Bromodichloromethane	75-27-4	0.50	<0.50	ug/L	
Bromoform	75-25-2	0.50	<0.50	ug/L	
Bromomethane	74-83-9	0.50	<0.50	ug/L	

Client: Delta Well And Pump Co	Client ID: Sands Uniondale Test Zone 1
Date (Time) Collected: 12/10/2024 15:00	Sample ID: Well #1 24 Hrs
Date (Time) Received: 12/11/2024 11:51	Laboratory ID: 4121137-01
Matrix: Potable Water	ELAP: #11693

Parameter	CAS No.	LOQ	Result	Units	Flag
Carbon Tetrachloride	56-23-5	0.50	<0.50	ug/L	
Chlorobenzene	108-90-7	0.50	<0.50	ug/L	
Chlorodifluoromethane	75-45-6	0.50	<0.50	ug/L	2.B
Chloroethane	75-00-3	0.50	<0.50	ug/L	
Chloroform	67-66-3	0.50	<0.50	ug/L	
Chloromethane	74-87-3	0.50	<0.50	ug/L	
cis-1,2-Dichloroethene	156-59-2	0.50	<0.50	ug/L	
cis-1,3-Dichloropropene	10061-01-5	0.50	<0.50	ug/L	
Dibromochloromethane	124-48-1	0.50	<0.50	ug/L	
Dibromomethane	74-95-3	0.50	<0.50	ug/L	
Dichlorodifluoromethane	75-71-8	0.50	<0.50	ug/L	
Ethylbenzene	100-41-4	0.50	<0.50	ug/L	
Hexachlorobutadiene	87-68-3	0.50	<0.50	ug/L	
Isopropylbenzene (Cumene)	98-82-8	0.50	<0.50	ug/L	
m,p-Xylenes	108-38-3/106-42-3	1.00	<1.00	ug/L	
Methyl Ethyl Ketone (2-Butanone)	78-93-3	10.0	<10.0	ug/L	2.B
Methylene Chloride	75-09-2	1.00	<1.00	ug/L	
Methyl-tert-Butyl Ether	1634-04-4	0.50	<0.50	ug/L	
Naphthalene	91-20-3	5.00	<5.00	ug/L	
n-Butylbenzene	104-51-8	0.50	<0.50	ug/L	
n-Propylbenzene	103-65-1	0.50	<0.50	ug/L	
o-Xylene	95-47-6	0.50	<0.50	ug/L	
sec-Butylbenzene	135-98-8	0.50	<0.50	ug/L	
Styrene	100-42-5	0.50	<0.50	ug/L	
tert-Butylbenzene	98-06-6	0.50	<0.50	ug/L	
Tetrachloroethene	127-18-4	0.50	<0.50	ug/L	
Tetrahydrofuran	109-99-9	10.0	<10.0	ug/L	2.B
Toluene	108-88-3	0.50	<0.50	ug/L	

Client: Delta Well And Pump Co	Client ID: Sands Uniondale Test Zone 1
Date (Time) Collected: 12/10/2024 15:00	Sample ID: Well #1 24 Hrs
Date (Time) Received: 12/11/2024 11:51	Laboratory ID: 4121137-01
Matrix: Potable Water	ELAP: #11693

Parameter	CAS No.	LOQ	Result	Units	Flag
trans-1,2-Dichloroethene	156-60-5	0.50	<0.50	ug/L	
trans-1,3-Dichloropropene	10061-02-6	0.50	<0.50	ug/L	
Trichloroethene	79-01-6	0.50	<0.50	ug/L	
Trichlorofluoromethane	75-69-4	0.50	<0.50	ug/L	
Vinyl chloride	75-01-4	0.50	<0.50	ug/L	

Surrogate	CAS No.	% Recovery	Rec. Limits	Flag
1,2-Dichlorobenzene-d4	2199-69-1	94	70-130	
4-Bromofluorobenzene	460-00-4	86	70-130	

Date Prepared: 12/12/2024

Preparation Method: EPA 524.2

Date Analyzed: 12/12/2024

Analytical Method: EPA 524.2

Client: Delta Well And Pump Co	Client ID: Sands Uniondale Test Zone 1
Date (Time) Collected: 12/10/2024 15:00	Sample ID: Well #1 24 Hrs
Date (Time) Received: 12/11/2024 11:51	Laboratory ID: 4121137-01
Matrix: Potable Water	ELAP: #11693

**Semivolatile Analysis**

Parameter	CAS No.	LOQ	Result	Units	Flag
1,4-Dioxane	123-91-1	0.0700	<0.0700	ug/L	

Surrogate	CAS No.	% Recovery	Rec. Limits	Flag
1,4-Dioxane-d8	17647-74-4	71	70-130	

Date Prepared: 12/13/2024

Preparation Method: \*\*\* DEFAULT PREP \*\*\*

Date Analyzed: 12/13/2024

Analytical Method: EPA 522

Parameter	CAS No.	LOQ	Result	Units	Flag
11-CESF-3-oxaundecane-1-sulfonate (11CI-PF3OUdS)	763051-92-9	1.67	<1.67	ng/L	
2,3,3,3-Tetrafluoro-2-propanoic acid (HFPO-DA)	13252-13-6	1.67	<1.67	ng/L	
4:2 FTS	757124-72-4	1.67	<1.67	ng/L	
6:2 FTS	27619-97-2	1.67	<1.67	ng/L	
8:2 FTS	39108-34-4	1.67	<1.67	ng/L	
9-CHDF-3-oxanonane-1-sulfonate (9CI-PF3ONS)	756426-58-1	1.67	<1.67	ng/L	
Dodecafluoro-3H-4,8-dioxanonaate (ADONA)	919005-14-4	1.67	<1.67	ng/L	
Hazard Index	N/A	0.08	<0.08	ng/L	
Perfluoro(2-ethoxyethane)sulfonic acid (PFEEESA)	113507-82-7	1.67	<1.67	ng/L	4.K
Perfluoro-3-6,dioxaheptanoic acid (NFDHA)	151772-58-6	1.67	<1.67	ng/L	
Perfluoro-4-oxapentanoic acid (PFMPA)	377-73-1	1.67	<1.67	ng/L	
Perfluoro-5-oxahexanoic acid (PFMBA)	863090-89-5	1.67	<1.67	ng/L	
Perfluorobutanesulfonic Acid (PFBS)	375-73-5	1.67	<1.67	ng/L	
Perfluorobutanoic Acid (PFBA)	375-22-4	16.7	<16.7	ng/L	
Perfluorodecanoic Acid (PFDA)	335-76-2	1.67	<1.67	ng/L	
Perfluorododecanoic Acid (PFDoA)	307-55-1	1.67	<1.67	ng/L	
Perfluoroheptanesulfonic Acid (PFHpS)	375-92-8	1.67	<1.67	ng/L	
Perfluoroheptanoic Acid (PFHpA)	375-85-9	1.67	<1.67	ng/L	
Perfluorohexanesulfonic Acid (PFHxS)	355-46-4	1.67	<1.67	ng/L	
Perfluorohexanoic Acid (PFHxA)	307-24-4	16.7	<16.7	ng/L	
Perfluorononanoic Acid (PFNA)	375-95-1	1.67	<1.67	ng/L	
Perfluorooctanesulfonic Acid (PFOS)	1763-23-1	1.67	<1.67	ng/L	
Perfluorooctanoic Acid (PFOA)	335-67-1	1.67	<1.67	ng/L	
Perfluoropentanesulfonic Acid (PFPeS)	2706-91-4	1.67	<1.67	ng/L	
Perfluoropentanoic Acid (PFPeA)	2706-90-3	16.7	<16.7	ng/L	
Perfluoroundecanoic Acid (PFUnA)	2058-94-8	1.67	<1.67	ng/L	

Client: Delta Well And Pump Co	Client ID: Sands Uniondale Test Zone 1
Date (Time) Collected: 12/10/2024 15:00	Sample ID: Well #1 24 Hrs
Date (Time) Received: 12/11/2024 11:51	Laboratory ID: 4121137-01
Matrix: Potable Water	ELAP: #11693

Surrogate	CAS No.	% Recovery	Rec. Limits	Flag
2,3,3,3-Tetrafluoro-2-(13C3) propanoic acid	13252-13-6	77	50-200	
Perfluoro-n-(1,2,3,4,5,6,7-13C7)undecanoic acid	2058-94-8	45	50-200	4.D
Perfluoro-n-(1,2,3,4,5,6-13C6)decanoic acid	335-76-2	46	50-200	4.D
Perfluoro-n-(1,2,3,4,6-13C5) hexanoic acid	307-24-4	62	50-200	
Perfluoro-n-(1,2,3,4-13C4) heptanoic acid	375-85-9	64	50-200	
Perfluoro-n-(1,2-13C2)dodecanoic acid	307-55-1	37	50-200	4.D
Perfluoro-n-(13C4)butanoic acid	375-22-4	68	50-200	
Perfluoro-n-(13C5)pentanoic acid	2706-90-3	67	50-200	
Perfluoro-n-(13C8)octanoic acid	335-67-1	53	50-200	
Perfluoro-n-(13C9)nonanoic acid	375-95-1	60	50-200	
Sodium perfluoro-1-(1,2,3-13C3)hexanesulfonate	355-46-4	68	50-200	
Sodium perfluoro-1-(1,2-13C2)decanesulfonate	39108-34-4	61	50-200	
Sodium perfluoro-1-(1,2-13C2)octanesulfonate	27619-97-2	66	50-200	
Sodium perfluoro-1-(13C8)octanesulfonate	1763-23-1	60	50-200	
Sodium perfluoro-1-(2,3,4-13C3)butanesulfonate	375-73-5	65	50-200	
Sodium perfluoro-1-(1,2-13C2)hexanesulfonate	757124-72-4	67	50-200	
Internal Standard	CAS No.	% Recovery	Rec. Limits	Flag
Perfluoro-n-(1,2-13C2)octanoic acid	335-67-1	111	50-150	
Perfluoro-n-(2,3,4-13C3)butanoic acid	375-22-4	104	50-150	
Sodium perfluoro-1-(1,2,3,4-13C4)octanesulfonate	1763-23-1	119	50-150	

Date Prepared: 12/12/2024

Preparation Method: No Preparation

Date Analyzed: 12/12/2024

Analytical Method: EPA 533

Client: Delta Well And Pump Co	Client ID: Sands Uniondale Test Zone 1
Date (Time) Collected: 12/10/2024 15:00	Sample ID: Well #1 24 Hrs
Date (Time) Received: 12/11/2024 11:51	Laboratory ID: 4121137-01
Matrix: Potable Water	ELAP: #11693

**Total Low Level Metals Analysis**

Parameter	Date Analyzed	Method	MDL	Result	Units	Flag
Calcium	12/13/2024	EPA 200.7, Rev. 4.4 (1994)	1.00	3.07	mg/L	
Iron	12/13/2024	EPA 200.7, Rev. 4.4 (1994)	0.100	<0.100	mg/L	4.B
Magnesium	12/13/2024	EPA 200.7, Rev. 4.4 (1994)	0.100	1.31	mg/L	
Sodium	12/13/2024	EPA 200.7, Rev. 4.4 (1994)	0.250	4.83	mg/L	

Date Prepared: 12/13/2024

Preparation Method: No Preparation

**Total Metals Analysis**

Parameter	Date Analyzed	Method	LOQ	Result	Units	Flag
Antimony	12/13/2024	EPA 200.8, Rev. 5.4	0.0004	<0.0004	mg/L	
Arsenic	12/13/2024	EPA 200.8, Rev. 5.4	0.0014	<0.0014	mg/L	
Barium	12/13/2024	EPA 200.8, Rev. 5.4	0.0020	0.0033	mg/L	
Beryllium	12/13/2024	EPA 200.8, Rev. 5.4	0.0040	<0.0040	mg/L	
Cadmium	12/13/2024	EPA 200.8, Rev. 5.4	0.0010	<0.0010	mg/L	
Chromium	12/13/2024	EPA 200.8, Rev. 5.4	0.0070	<0.0070	mg/L	
Copper	12/13/2024	EPA 200.8, Rev. 5.4	0.0500	<0.0500	mg/L	
Lead	12/13/2024	EPA 200.8, Rev. 5.4	0.0030	<0.0030	mg/L	
Manganese	12/13/2024	EPA 200.8, Rev. 5.4	0.0100	<0.0100	mg/L	
Nickel	12/13/2024	EPA 200.8, Rev. 5.4	0.0005	0.0012	mg/L	
Selenium	12/13/2024	EPA 200.8, Rev. 5.4	0.0500	<0.0500	mg/L	
Silver	12/13/2024	EPA 200.8, Rev. 5.4	0.0100	<0.0100	mg/L	4.C
Thallium	12/13/2024	EPA 200.8, Rev. 5.4	0.0020	<0.0020	mg/L	
Zinc	12/13/2024	EPA 200.8, Rev. 5.4	0.0500	<0.0500	mg/L	

Date Prepared: 12/13/2024

Preparation Method: EPA 200.8

Parameter	Date Analyzed	Method	LOQ	Result	Units	Flag
Mercury	12/20/2024	EPA 245.1, Rev. 3.0 (1994)	0.0005	<0.0005	mg/L	

Date Prepared: 12/19/2024

Preparation Method: EPA 245.1

Parameter	Date Analyzed	Method	LOQ	Result	Units	Flag
Lithium	12/19/2024	EPA 6010D	0.0001	<0.0001	mg/kg	

Date Prepared: 12/13/2024

Preparation Method: No Preparation

Parameter	Date Analyzed	Method	LOQ	Result	Units	Flag
Cyanide	12/12/2024	SM 20, 21-23 4500-CN E	0.02	<0.02	mg/L	

Date Prepared: 12/12/2024

Preparation Method: SM 20, 21-23 4500-CN C (

Client: Delta Well And Pump Co	Client ID: Sands Uniondale Test Zone 1
Date (Time) Collected: 12/10/2024 15:00	Sample ID: Well #1 24 Hrs
Date (Time) Received: 12/11/2024 11:51	Laboratory ID: 4121137-01
Matrix: Potable Water	ELAP: #11693

### Ion Chromatography Analysis

Parameter	Date Analyzed	Method	LOQ	Result	Units	Flag
Chloride	12/12/2024 19:18	EPA 300.0, Rev. 2.1 (1993)	0.500	6.30	mg/L	
Fluoride	12/12/2024 19:18	EPA 300.0, Rev. 2.1 (1993)	0.100	<0.100	mg/L	
Sulfate as SO4	12/12/2024 19:18	EPA 300.0, Rev. 2.1 (1993)	0.200	0.954	mg/L	

Date Prepared: 12/12/2024

Preparation Method: IC PW Prep

### Low Level Ion Chromatography Analysis

Parameter	Date Analyzed	Method	MDL	Result	Units	Flag
Nitrate as N	12/11/2024 14:08	EPA 300.0, Rev. 2.1 (1993)	0.010	3.39	mg/L	
Nitrite as N	12/11/2024 14:08	EPA 300.0, Rev. 2.1 (1993)	0.004	<0.004	mg/L	

Date Prepared: 12/11/2024

Preparation Method: IC PW Prep

Client: Delta Well And Pump Co	Client ID: Sands Uniondale Test Zone 1
Date (Time) Collected: 12/10/2024 15:00	Sample ID: Well #1 24 Hrs
Date (Time) Received: 12/11/2024 11:51	Laboratory ID: 4121137-01
Matrix: Potable Water	ELAP: #11693

### General Chemistry Parameters

Parameter	Date Analyzed	Method	LOQ	Result	Units	Flag
Calcium Hardness	12/13/2024	Calculation	2.50	7.68	mg/L	
Langlier Index	12/17/2024 12:32	Calculation	-6.00	-3.20	LSI	

Date Prepared: 12/17/2024

Preparation Method: No Preparation

Parameter	Date Analyzed	Method	LOQ	Result	Units	Flag
Specific Conductance	12/13/2024 12:35	EPA 120.1 (Rev. 1982)	2.000	66.60	umhos/cm @ 25 Deg C	

Date Prepared: 12/12/2024

Preparation Method: No Preparation

Parameter	Date Analyzed	Method	LOQ	Result	Units	Flag
pH	12/13/2024 12:35	SM 18-21 4500-H B (00)	NA	6.89	units	1.C, 2.B
Temperature @ pH in C	12/13/2024 12:35	SM 18-21 4500-H B (00)	NA	21.00	units	1.C, 2.B

Date Prepared: 12/12/2024

Preparation Method: pH- No Preparation

Parameter	Date Analyzed	Method	LOQ	Result	Units	Flag
Color, Apparent	12/12/2024 09:20	SM 2120B-2011	5.00	<5.00	PtCo Units	
pH @ Color	12/12/2024 09:20	SM 2120B-2011	NA	6.00	Units	

Date Prepared: 12/12/2024

Preparation Method: No Preparation

Parameter	Date Analyzed	Method	LOQ	Result	Units	Flag
Turbidity	12/12/2024 13:13	SM 21-23 2130 B (-01)	0.05	1.70	NTU	B

Date Prepared: 12/12/2024

Preparation Method: No Preparation

Parameter	Date Analyzed	Method	LOQ	Result	Units	Flag
Odor@60C	12/12/2024 09:19	SM 21-23 2150B (-97)	0	<0	T.O.N.	

Date Prepared: 12/12/2024

Preparation Method: No Preparation

Parameter	Date Analyzed	Method	LOQ	Result	Units	Flag
The alkalinity to pH 4.5	12/12/2024 12:35	SM 21-23 2320B (-97)	5.00	9.00	mg CaCO3/L	

Date Prepared: 12/12/2024

Preparation Method: No Preparation

Parameter	Date Analyzed	Method	LOQ	Result	Units	Flag
Total Dissolved Solids	12/18/2024 09:50	SM 21-23 2540C (-97)	5.0	76.0	mg/L	

Date Prepared: 12/16/2024

Preparation Method: No Preparation

Parameter	Date Analyzed	Method	LOQ	Result	Units	Flag
Methylene Blue Active Substances	12/12/2024 12:40	SM 21-23 5540C (-00)	0.10	<0.10	calc LAS, mol wt 340	

Date Prepared: 12/12/2024

Preparation Method: No Preparation

Client: Delta Well And Pump Co	Client ID: Sands Uniondale Test Zone 1
Date (Time) Collected: 12/10/2024 15:00	Sample ID: Well #1 24 Hrs
Date (Time) Received: 12/11/2024 11:51	Laboratory ID: 4121137-01
Matrix: Potable Water	ELAP: #11693

Parameter	Date Analyzed	Method	LOQ	Result	Units	Flag
Total Hardness	12/13/2024	SM2340B-2011	2.91	13.1	mg/L CaCO3	

Date Prepared: 12/13/2024

Preparation Method: [CALC]

Parameter	Date Analyzed	Method	LOQ	Result	Units	Flag
Ammonia as N	12/13/2024 17:23	SM4500-NH3C	1.00	<1.00	mg/L	2.B

Date Prepared: 12/13/2024

Preparation Method: SM4500-NH3 B-97,-11

Client: Delta Well And Pump Co	Client ID: Sands Uniondale Test Zone 1
Date (Time) Collected: 12/10/2024 15:00	Sample ID: Well #1 24 Hrs
Date (Time) Received: 12/11/2024 11:51	Laboratory ID: 4121137-01
Matrix: Potable Water	ELAP: #11693

### Subcontracted Analyses

Parameter	Date Analyzed	Method	LOQ	Result	Units	Flag
2,3,7,8-Tetrachlorodibenzo-p-dioxin	12/17/2024 12:23	EPA 1613B	10	<10	pg/L	6.Z

Date Prepared: 12/13/2024

Preparation Method: Outside Preparation

Parameter	Date Analyzed	Method	LOQ	Result	Units	Flag
Uranium	12/19/2024 13:27	EPA 200.8, Rev. 5.4	1.0	<1.0	ug/L	6.Z

Date Prepared: 12/13/2024

Preparation Method: Outside Preparation

Parameter	Date Analyzed	Method	LOQ	Result	Units	Flag
Perchlorate	12/17/2024 12:23	EPA 314.0	0.05	<0.05	ug/L	6.Z

Date Prepared: 12/13/2024

Preparation Method: Outside Preparation

Parameter	CAS No.	LOQ	Result	Units	Flag
1,2-Dibromo-3-chloropropane	96-12-8	0.0170	<0.0170	ug/L	6.Z
1,2-Dibromoethane	106-93-4	0.0170	<0.0170	ug/L	6.Z

Date Prepared: 12/13/2024

Preparation Method: Outside Preparation

Date Analyzed: 12/17/2024

Analytical Method: EPA 504.1

Parameter	CAS No.	LOQ	Result	Units	Flag
Aroclor-1016	12674-11-2	0.530	<0.530	ug/L	6.Z
Aroclor-1221	11104-28-2	0.530	<0.530	ug/L	6.Z
Aroclor-1232	11141-16-5	0.530	<0.530	ug/L	6.Z
Aroclor-1242	53469-21-9	0.530	<0.530	ug/L	6.Z
Aroclor-1248	12672-29-6	0.530	<0.530	ug/L	6.Z
Aroclor-1254	11097-69-1	0.530	<0.530	ug/L	6.Z
Aroclor-1260	11096-82-5	0.530	<0.530	ug/L	6.Z
Chlordane	12789-03-6	0.100	<0.100	ug/L	6.Z
Toxaphene	8001-35-2	1.00	<1.00	ug/L	6.Z

Date Prepared: 12/13/2024

Preparation Method: Outside Preparation

Date Analyzed: 12/17/2024

Analytical Method: EPA 508.1

Parameter	CAS No.	LOQ	Result	Units	Flag
2,4,5-TP (Silvex)	93-72-1	0.26	<0.26	ug/L	6.Z
2,4-D	94-75-7	0.52	<0.52	ug/L	6.Z
Dalapon	75-99-0	5.20	<5.20	ug/L	6.Z
Dicamba	1918-00-9	5.00	<5.00	ug/L	6.Z
Dinoseb	88-85-7	1.00	<1.00	ug/L	6.Z
Pentachlorophenol	87-86-5	5.00	<5.00	ug/L	6.Z
Picloram	1918-02-1	0.52	<0.52	ug/L	6.Z

Client: Delta Well And Pump Co	Client ID: Sands Uniondale Test Zone 1
Date (Time) Collected: 12/10/2024 15:00	Sample ID: Well #1 24 Hrs
Date (Time) Received: 12/11/2024 11:51	Laboratory ID: 4121137-01
Matrix: Potable Water	ELAP: #11693

Date Prepared: 12/13/2024

Preparation Method: Outside Preparation

Date Analyzed: 12/17/2024

Analytical Method: EPA 515.1

Parameter	CAS No.	LOQ	Result	Units	Flag
Alachlor	15972-60-8	0.21	<0.21	ug/L	6.Z
Aldrin	309-00-2	0.50	<0.50	ug/L	6.Z
Atrazine	1912-24-9	0.21	<0.21	ug/L	6.Z
Benzo (a) pyrene	50-32-8	0.21	<0.21	ug/L	6.Z
Bis-(2-Ethylhexyl) Adipate	103-23-1	1.60	<1.60	ug/L	6.Z
Bis(2-ethylhexyl) phthalate	117-81-7	2.10	<2.10	ug/L	6.Z
Butachlor	23184-66-9	0.50	<0.50	ug/L	6.Z
Chlordane	12789-03-6	0.50	<0.50	ug/L	6.Z
Dieldrin	60-57-1	0.50	<0.50	ug/L	6.Z
Endrin	72-20-8	0.54	<0.54	ug/L	6.Z
Heptachlor	76-44-8	0.21	<0.21	ug/L	6.Z
Heptachlor epoxide	1024-57-3	0.43	<0.43	ug/L	6.Z
Hexachlorobenzene	118-74-1	0.21	<0.21	ug/L	6.Z
Hexachlorocyclopentadiene	77-47-4	2.10	<2.10	ug/L	6.Z
Lindane	58-89-9	0.21	<0.21	ug/L	6.Z
Methoxychlor	72-43-5	0.54	<0.54	ug/L	6.Z
Metolachlor	51218-45-2	0.50	<0.50	ug/L	6.Z
Metribuzin	21087-64-9	0.50	<0.50	ug/L	6.Z
Pentachlorophenol	87-86-5	0.50	<0.50	ug/L	6.Z
Propachlor	1918-16-7	0.50	<0.50	ug/L	6.Z
Simazine	122-34-9	0.54	<0.54	ug/L	6.Z
Toxaphene	8001-35-2	0.50	<0.50	ug/L	6.Z

Date Prepared: 12/13/2024

Preparation Method: Outside Preparation

Date Analyzed: 12/17/2024

Analytical Method: EPA 525.2

Parameter	CAS No.	LOQ	Result	Units	Flag
3-Hydroxycarbofuran	16655-82-6	0.50	<0.50	ug/L	6.G
Aldicarb	116-06-3	0.50	<0.50	ug/L	6.G
Aldicarb Sulfone	1646-88-4	0.70	<0.70	ug/L	6.G
Aldicarb Sulfoxide	1646-87-3	0.50	<0.50	ug/L	6.G
Carbaryl	63-25-2	0.50	<0.50	ug/L	6.G
Carbofuran	1563-66-2	0.90	<0.90	ug/L	6.G
Methomyl	16752-77-5	0.50	<0.50	ug/L	6.G
Oxamyl	23135-22-0	1.0	<1.0	ug/L	6.G

Client: Delta Well And Pump Co	Client ID: Sands Uniondale Test Zone 1
Date (Time) Collected: 12/10/2024 15:00	Sample ID: Well #1 24 Hrs
Date (Time) Received: 12/11/2024 11:51	Laboratory ID: 4121137-01
Matrix: Potable Water	ELAP: #11693

Parameter	CAS No.	LOQ	Result	Units	Flag
-----------	---------	-----	--------	-------	------

Date Prepared: 12/13/2024

Preparation Method: Outside Preparation

Date Analyzed: 12/17/2024

Analytical Method: EPA 531.2

Parameter	Date Analyzed	Method	LOQ	Result	Units	Flag
Glyphosate	12/17/2024 12:23	EPA 547	6.00	<6.00	ug/L	6.Z

Date Prepared: 12/13/2024

Preparation Method: Outside Preparation

Parameter	Date Analyzed	Method	LOQ	Result	Units	Flag
Endothall	12/17/2024 12:23	EPA 548.1	9.00	<9.00	ug/L	6.Z

Date Prepared: 12/13/2024

Preparation Method: Outside Preparation

Parameter	Date Analyzed	Method	LOQ	Result	Units	Flag
Diquat	12/17/2024 12:23	EPA 549.2	0.90	<0.90	ug/L	6.Z

Date Prepared: 12/13/2024

Preparation Method: Outside Preparation

Parameter	CAS No.	LOQ	Result	Units	Flag
Radium-226	NA	1.00	<1.00	pCi/L	6.Z

Date Prepared: 12/13/2024

Preparation Method: Outside Preparation

Date Analyzed: 12/19/2024

Analytical Method: EPA 903.0

Parameter	CAS No.	LOQ	Result	Units	Flag
Radium-228	NA	1.00	<1.00	pCi/L	6.Z

Date Prepared: 12/13/2024

Preparation Method: Outside Preparation

Date Analyzed: 12/19/2024

Analytical Method: EPA 904.0

Parameter	CAS No.	LOQ	Result	Units	Flag
Alpha, Gross	NA	3.00	<3.00	pCi/L	6.Z
Beta, Gross	NA	4.00	<4.00	pCi/L	6.Z

Date Prepared: 12/13/2024

Preparation Method: Outside Preparation

Date Analyzed: 12/19/2024

Analytical Method: EPA 9310

Client: Delta Well And Pump Co	Client ID: Sands Uniondale Test Zone 1
Date (Time) Collected: 12/11/2024 07:00	Sample ID: Well #1 40 Hrs
Date (Time) Received: 12/11/2024 11:51	Laboratory ID: 4121137-02
Matrix: Potable Water	ELAP: #11693

**Volatiles Analysis**

Parameter	CAS No.	LOQ	Result	Units	Flag
1,1,1,2-Tetrachloroethane	630-20-6	0.50	<0.50	ug/L	
1,1,1-Trichloroethane	71-55-6	0.50	<0.50	ug/L	
1,1,2,2-Tetrachloroethane	79-34-5	0.50	<0.50	ug/L	
1,1,2-Trichloro-1,2,2-trifluoroethane	76-13-1	0.50	<0.50	ug/L	2.B
1,1,2-Trichloroethane	79-00-5	0.50	<0.50	ug/L	
1,1-Dichloroethane	75-34-3	0.50	<0.50	ug/L	
1,1-Dichloroethene	75-35-4	0.50	<0.50	ug/L	
1,1-Dichloropropene	563-58-6	0.50	<0.50	ug/L	
1,2,3-Trichlorobenzene	87-61-6	0.50	<0.50	ug/L	
1,2,3-Trichloropropane	96-18-4	0.50	<0.50	ug/L	
1,2,4-Trichlorobenzene	120-82-1	0.50	<0.50	ug/L	
1,2,4-Trimethylbenzene	95-63-6	0.50	<0.50	ug/L	
1,2-Dichlorobenzene	95-50-1	0.50	<0.50	ug/L	
1,2-Dichloroethane	107-06-2	0.50	<0.50	ug/L	
1,2-Dichloropropane	78-87-5	0.50	<0.50	ug/L	
1,3,5-Trimethylbenzene	108-67-8	0.50	<0.50	ug/L	
1,3-Dichlorobenzene	541-73-1	0.50	<0.50	ug/L	
1,3-Dichloropropane	142-28-9	0.50	<0.50	ug/L	
1,4-Dichlorobenzene	106-46-7	0.50	<0.50	ug/L	
2,2-Dichloropropane	594-20-7	0.50	<0.50	ug/L	
2-Chlorotoluene	95-49-8	0.50	<0.50	ug/L	
4-Chlorotoluene	106-43-4	0.50	<0.50	ug/L	
4-Isopropyltoluene	99-87-6	0.50	<0.50	ug/L	
Benzene	71-43-2	0.50	<0.50	ug/L	
Bromobenzene	108-86-1	0.50	<0.50	ug/L	
Bromochloromethane	74-97-5	0.50	<0.50	ug/L	
Bromodichloromethane	75-27-4	0.50	<0.50	ug/L	
Bromoform	75-25-2	0.50	<0.50	ug/L	
Bromomethane	74-83-9	0.50	<0.50	ug/L	

Client: Delta Well And Pump Co	Client ID: Sands Uniondale Test Zone 1
Date (Time) Collected: 12/11/2024 07:00	Sample ID: Well #1 40 Hrs
Date (Time) Received: 12/11/2024 11:51	Laboratory ID: 4121137-02
Matrix: Potable Water	ELAP: #11693

Parameter	CAS No.	LOQ	Result	Units	Flag
Carbon Tetrachloride	56-23-5	0.50	<0.50	ug/L	
Chlorobenzene	108-90-7	0.50	<0.50	ug/L	
Chlorodifluoromethane	75-45-6	0.50	<0.50	ug/L	2.B
Chloroethane	75-00-3	0.50	<0.50	ug/L	
Chloroform	67-66-3	0.50	<0.50	ug/L	
Chloromethane	74-87-3	0.50	<0.50	ug/L	
cis-1,2-Dichloroethene	156-59-2	0.50	<0.50	ug/L	
cis-1,3-Dichloropropene	10061-01-5	0.50	<0.50	ug/L	
Dibromochloromethane	124-48-1	0.50	<0.50	ug/L	
Dibromomethane	74-95-3	0.50	<0.50	ug/L	
Dichlorodifluoromethane	75-71-8	0.50	<0.50	ug/L	
Ethylbenzene	100-41-4	0.50	<0.50	ug/L	
Hexachlorobutadiene	87-68-3	0.50	<0.50	ug/L	
Isopropylbenzene (Cumene)	98-82-8	0.50	<0.50	ug/L	
m,p-Xylenes	108-38-3/106-42-3	1.00	<1.00	ug/L	
Methyl Ethyl Ketone (2-Butanone)	78-93-3	10.0	<10.0	ug/L	2.B
Methylene Chloride	75-09-2	1.00	<1.00	ug/L	
Methyl-tert-Butyl Ether	1634-04-4	0.50	<0.50	ug/L	
Naphthalene	91-20-3	5.00	<5.00	ug/L	
n-Butylbenzene	104-51-8	0.50	<0.50	ug/L	
n-Propylbenzene	103-65-1	0.50	<0.50	ug/L	
o-Xylene	95-47-6	0.50	<0.50	ug/L	
sec-Butylbenzene	135-98-8	0.50	<0.50	ug/L	
Styrene	100-42-5	0.50	<0.50	ug/L	
tert-Butylbenzene	98-06-6	0.50	<0.50	ug/L	
Tetrachloroethene	127-18-4	0.50	<0.50	ug/L	
Tetrahydrofuran	109-99-9	10.0	<10.0	ug/L	2.B
Toluene	108-88-3	0.50	<0.50	ug/L	

Client: Delta Well And Pump Co	Client ID: Sands Uniondale Test Zone 1
Date (Time) Collected: 12/11/2024 07:00	Sample ID: Well #1 40 Hrs
Date (Time) Received: 12/11/2024 11:51	Laboratory ID: 4121137-02
Matrix: Potable Water	ELAP: #11693

Parameter	CAS No.	LOQ	Result	Units	Flag
trans-1,2-Dichloroethene	156-60-5	0.50	<0.50	ug/L	
trans-1,3-Dichloropropene	10061-02-6	0.50	<0.50	ug/L	
Trichloroethene	79-01-6	0.50	<0.50	ug/L	
Trichlorofluoromethane	75-69-4	0.50	<0.50	ug/L	
Vinyl chloride	75-01-4	0.50	<0.50	ug/L	

Surrogate	CAS No.	% Recovery	Rec. Limits	Flag
1,2-Dichlorobenzene-d4	2199-69-1	96	70-130	
4-Bromofluorobenzene	460-00-4	86	70-130	

Date Prepared: 12/12/2024

Preparation Method: EPA 524.2

Date Analyzed: 12/12/2024

Analytical Method: EPA 524.2

Client: Delta Well And Pump Co	Client ID: Sands Uniondale Test Zone 1
Date (Time) Collected: 12/11/2024 07:00	Sample ID: Well #1 40 Hrs
Date (Time) Received: 12/11/2024 11:51	Laboratory ID: 4121137-02
Matrix: Potable Water	ELAP: #11693

**Semivolatile Analysis**

Parameter	CAS No.	LOQ	Result	Units	Flag
1,4-Dioxane	123-91-1	0.0700	<0.0700	ug/L	

Surrogate	CAS No.	% Recovery	Rec. Limits	Flag
1,4-Dioxane-d8	17647-74-4	74	70-130	

Date Prepared: 12/13/2024

Preparation Method: \*\*\* DEFAULT PREP \*\*\*

Date Analyzed: 12/13/2024

Analytical Method: EPA 522

Parameter	CAS No.	LOQ	Result	Units	Flag
11-CESF-3-oxaundecane-1-sulfonate (11CI-PF3OUdS)	763051-92-9	1.67	<1.67	ng/L	
2,3,3,3-Tetrafluoro-2-propanoic acid (HFPO-DA)	13252-13-6	1.67	<1.67	ng/L	
4:2 FTS	757124-72-4	1.67	<1.67	ng/L	
6:2 FTS	27619-97-2	1.67	<1.67	ng/L	
8:2 FTS	39108-34-4	1.67	<1.67	ng/L	
9-CHDF-3-oxanonane-1-sulfonate (9CI-PF3ONS)	756426-58-1	1.67	<1.67	ng/L	
Dodecafluoro-3H-4,8-dioxanonaate (ADONA)	919005-14-4	1.67	<1.67	ng/L	
Hazard Index	N/A	0.08	<0.08	ng/L	
Perfluoro(2-ethoxyethane)sulfonic acid (PFEEESA)	113507-82-7	1.67	<1.67	ng/L	4.K
Perfluoro-3-6,dioxaheptanoic acid (NFDHA)	151772-58-6	1.67	<1.67	ng/L	
Perfluoro-4-oxapentanoic acid (PFMPA)	377-73-1	1.67	<1.67	ng/L	
Perfluoro-5-oxahexanoic acid (PFMBA)	863090-89-5	1.67	<1.67	ng/L	
Perfluorobutanesulfonic Acid (PFBS)	375-73-5	1.67	<1.67	ng/L	
Perfluorobutanoic Acid (PFBA)	375-22-4	16.7	<16.7	ng/L	
Perfluorodecanoic Acid (PFDA)	335-76-2	1.67	<1.67	ng/L	
Perfluorododecanoic Acid (PFDoA)	307-55-1	1.67	<1.67	ng/L	
Perfluoroheptanesulfonic Acid (PFHpS)	375-92-8	1.67	<1.67	ng/L	
Perfluoroheptanoic Acid (PFHpA)	375-85-9	1.67	<1.67	ng/L	
Perfluorohexanesulfonic Acid (PFHxS)	355-46-4	1.67	<1.67	ng/L	
Perfluorohexanoic Acid (PFHxA)	307-24-4	16.7	<16.7	ng/L	
Perfluorononanoic Acid (PFNA)	375-95-1	1.67	<1.67	ng/L	
Perfluorooctanesulfonic Acid (PFOS)	1763-23-1	1.67	<1.67	ng/L	
Perfluorooctanoic Acid (PFOA)	335-67-1	1.67	<1.67	ng/L	
Perfluoropentanesulfonic Acid (PFPeS)	2706-91-4	1.67	<1.67	ng/L	
Perfluoropentanoic Acid (PFPeA)	2706-90-3	16.7	<16.7	ng/L	
Perfluoroundecanoic Acid (PFUnA)	2058-94-8	1.67	<1.67	ng/L	

Client: Delta Well And Pump Co	Client ID: Sands Uniondale Test Zone 1
Date (Time) Collected: 12/11/2024 07:00	Sample ID: Well #1 40 Hrs
Date (Time) Received: 12/11/2024 11:51	Laboratory ID: 4121137-02
Matrix: Potable Water	ELAP: #11693

Surrogate	CAS No.	% Recovery	Rec. Limits	Flag
2,3,3,3-Tetrafluoro-2-(13C3) propanoic acid	13252-13-6	81	50-200	
Perfluoro-n-(1,2,3,4,5,6,7-13C7)undecanoic acid	2058-94-8	37	50-200	4.D
Perfluoro-n-(1,2,3,4,5,6-13C6)decanoic acid	335-76-2	35	50-200	4.D
Perfluoro-n-(1,2,3,4,6-13C5) hexanoic acid	307-24-4	56	50-200	
Perfluoro-n-(1,2,3,4-13C4) heptanoic acid	375-85-9	63	50-200	
Perfluoro-n-(1,2-13C2)dodecanoic acid	307-55-1	38	50-200	4.D
Perfluoro-n-(13C4)butanoic acid	375-22-4	72	50-200	
Perfluoro-n-(13C5)pentanoic acid	2706-90-3	62	50-200	
Perfluoro-n-(13C8)octanoic acid	335-67-1	57	50-200	
Perfluoro-n-(13C9)nonanoic acid	375-95-1	56	50-200	
Sodium perfluoro-1-(1,2,3-13C3)hexanesulfonate	355-46-4	72	50-200	
Sodium perfluoro-1-(1,2-13C2)decanesulfonate	39108-34-4	61	50-200	
Sodium perfluoro-1-(1,2-13C2)octanesulfonate	27619-97-2	66	50-200	
Sodium perfluoro-1-(13C8)octanesulfonate	1763-23-1	64	50-200	
Sodium perfluoro-1-(2,3,4-13C3)butanesulfonate	375-73-5	69	50-200	
Sodium perfluoro-1-(1,2-13C2)hexanesulfonate	757124-72-4	74	50-200	

Internal Standard	CAS No.	% Recovery	Rec. Limits	Flag
Perfluoro-n-(1,2-13C2)octanoic acid	335-67-1	118	50-150	
Perfluoro-n-(2,3,4-13C3)butanoic acid	375-22-4	125	50-150	
Sodium perfluoro-1-(1,2,3,4-13C4)octanesulfonate	1763-23-1	115	50-150	

Date Prepared: 12/12/2024

Preparation Method: No Preparation

Date Analyzed: 12/12/2024

Analytical Method: EPA 533

Client: Delta Well And Pump Co	Client ID: Sands Uniondale Test Zone 1
Date (Time) Collected: 12/11/2024 07:00	Sample ID: Well #1 40 Hrs
Date (Time) Received: 12/11/2024 11:51	Laboratory ID: 4121137-02
Matrix: Potable Water	ELAP: #11693

**Total Low Level Metals Analysis**

Parameter	Date Analyzed	Method	MDL	Result	Units	Flag
Calcium	12/13/2024	EPA 200.7, Rev. 4.4 (1994)	1.00	3.10	mg/L	
Iron	12/13/2024	EPA 200.7, Rev. 4.4 (1994)	0.100	<0.100	mg/L	4.B
Magnesium	12/13/2024	EPA 200.7, Rev. 4.4 (1994)	0.100	1.34	mg/L	
Sodium	12/13/2024	EPA 200.7, Rev. 4.4 (1994)	0.250	4.73	mg/L	

Date Prepared: 12/13/2024

Preparation Method: No Preparation

**Total Metals Analysis**

Parameter	Date Analyzed	Method	LOQ	Result	Units	Flag
Antimony	12/13/2024	EPA 200.8, Rev. 5.4	0.0004	<0.0004	mg/L	
Arsenic	12/13/2024	EPA 200.8, Rev. 5.4	0.0014	<0.0014	mg/L	
Barium	12/13/2024	EPA 200.8, Rev. 5.4	0.0020	0.0031	mg/L	
Beryllium	12/13/2024	EPA 200.8, Rev. 5.4	0.0040	<0.0040	mg/L	
Cadmium	12/13/2024	EPA 200.8, Rev. 5.4	0.0010	<0.0010	mg/L	
Chromium	12/13/2024	EPA 200.8, Rev. 5.4	0.0070	<0.0070	mg/L	
Copper	12/13/2024	EPA 200.8, Rev. 5.4	0.0500	<0.0500	mg/L	
Lead	12/13/2024	EPA 200.8, Rev. 5.4	0.0030	<0.0030	mg/L	
Manganese	12/13/2024	EPA 200.8, Rev. 5.4	0.0100	<0.0100	mg/L	
Nickel	12/13/2024	EPA 200.8, Rev. 5.4	0.0005	0.0012	mg/L	
Selenium	12/13/2024	EPA 200.8, Rev. 5.4	0.0500	<0.0500	mg/L	
Silver	12/13/2024	EPA 200.8, Rev. 5.4	0.0100	<0.0100	mg/L	4.C
Thallium	12/13/2024	EPA 200.8, Rev. 5.4	0.0020	<0.0020	mg/L	
Zinc	12/13/2024	EPA 200.8, Rev. 5.4	0.0500	<0.0500	mg/L	

Date Prepared: 12/13/2024

Preparation Method: EPA 200.8

Parameter	Date Analyzed	Method	LOQ	Result	Units	Flag
Mercury	12/20/2024	EPA 245.1, Rev. 3.0 (1994)	0.0005	<0.0005	mg/L	

Date Prepared: 12/19/2024

Preparation Method: EPA 245.1

Parameter	Date Analyzed	Method	LOQ	Result	Units	Flag
Lithium	12/19/2024	EPA 6010D	0.0001	<0.0001	mg/kg	

Date Prepared: 12/13/2024

Preparation Method: No Preparation

Parameter	Date Analyzed	Method	LOQ	Result	Units	Flag
Cyanide	12/12/2024	SM 20, 21-23 4500-CN E	0.02	<0.02	mg/L	

Date Prepared: 12/12/2024

Preparation Method: SM 20, 21-23 4500-CN C (

Client: Delta Well And Pump Co	Client ID: Sands Uniondale Test Zone 1
Date (Time) Collected: 12/11/2024 07:00	Sample ID: Well #1 40 Hrs
Date (Time) Received: 12/11/2024 11:51	Laboratory ID: 4121137-02
Matrix: Potable Water	ELAP: #11693

### Ion Chromatography Analysis

Parameter	Date Analyzed	Method	LOQ	Result	Units	Flag
Chloride	12/12/2024 19:39	EPA 300.0, Rev. 2.1 (1993)	0.500	6.23	mg/L	
Fluoride	12/12/2024 19:39	EPA 300.0, Rev. 2.1 (1993)	0.100	<0.100	mg/L	
Sulfate as SO4	12/12/2024 19:39	EPA 300.0, Rev. 2.1 (1993)	0.200	0.907	mg/L	

Date Prepared: 12/12/2024

Preparation Method: IC PW Prep

### Low Level Ion Chromatography Analysis

Parameter	Date Analyzed	Method	MDL	Result	Units	Flag
Nitrate as N	12/12/2024 19:39	EPA 300.0, Rev. 2.1 (1993)	0.010	3.39	mg/L	
Nitrite as N	12/12/2024 19:39	EPA 300.0, Rev. 2.1 (1993)	0.004	<0.004	mg/L	

Date Prepared: 12/12/2024

Preparation Method: IC PW Prep

Client: Delta Well And Pump Co	Client ID: Sands Uniondale Test Zone 1
Date (Time) Collected: 12/11/2024 07:00	Sample ID: Well #1 40 Hrs
Date (Time) Received: 12/11/2024 11:51	Laboratory ID: 4121137-02
Matrix: Potable Water	ELAP: #11693

### General Chemistry Parameters

Parameter	Date Analyzed	Method	LOQ	Result	Units	Flag
Calcium Hardness	12/13/2024	Calculation	2.50	7.74	mg/L	
Langlier Index	12/17/2024 12:32	Calculation	-6.00	-3.40	LSI	

Date Prepared: 12/17/2024

Preparation Method: No Preparation

Parameter	Date Analyzed	Method	LOQ	Result	Units	Flag
Specific Conductance	12/13/2024 12:35	EPA 120.1 (Rev. 1982)	2.000	64.90	umhos/cm @ 25 Deg C	

Date Prepared: 12/12/2024

Preparation Method: No Preparation

Parameter	Date Analyzed	Method	LOQ	Result	Units	Flag
pH	12/13/2024 12:35	SM 18-21 4500-H B (00)	NA	6.80	units	1.C, 2.B
Temperature @ pH in C	12/13/2024 12:35	SM 18-21 4500-H B (00)	NA	21.00	units	1.C, 2.B

Date Prepared: 12/12/2024

Preparation Method: pH- No Preparation

Parameter	Date Analyzed	Method	LOQ	Result	Units	Flag
Color, Apparent	12/12/2024 09:20	SM 2120B-2011	5.00	<5.00	PtCo Units	
pH @ Color	12/12/2024 09:20	SM 2120B-2011	NA	6.00	Units	

Date Prepared: 12/12/2024

Preparation Method: No Preparation

Parameter	Date Analyzed	Method	LOQ	Result	Units	Flag
Turbidity	12/12/2024 13:13	SM 21-23 2130 B (-01)	0.05	0.70	NTU	B

Date Prepared: 12/12/2024

Preparation Method: No Preparation

Parameter	Date Analyzed	Method	LOQ	Result	Units	Flag
Odor@60C	12/12/2024 09:19	SM 21-23 2150B (-97)	0	<0	T.O.N.	

Date Prepared: 12/12/2024

Preparation Method: No Preparation

Parameter	Date Analyzed	Method	LOQ	Result	Units	Flag
The alkalinity to pH 4.5	12/12/2024 12:35	SM 21-23 2320B (-97)	5.00	8.00	mg CaCO3/L	

Date Prepared: 12/12/2024

Preparation Method: No Preparation

Parameter	Date Analyzed	Method	LOQ	Result	Units	Flag
Total Dissolved Solids	12/18/2024 09:50	SM 21-23 2540C (-97)	5.0	68.0	mg/L	

Date Prepared: 12/16/2024

Preparation Method: No Preparation

Parameter	Date Analyzed	Method	LOQ	Result	Units	Flag
Methylene Blue Active Substances	12/12/2024 12:40	SM 21-23 5540C (-00)	0.10	<0.10	calc LAS, mol wt 340	

Date Prepared: 12/12/2024

Preparation Method: No Preparation

Client: Delta Well And Pump Co	Client ID: Sands Uniondale Test Zone 1
Date (Time) Collected: 12/11/2024 07:00	Sample ID: Well #1 40 Hrs
Date (Time) Received: 12/11/2024 11:51	Laboratory ID: 4121137-02
Matrix: Potable Water	ELAP: #11693

Parameter	Date Analyzed	Method	LOQ	Result	Units	Flag
Total Hardness	12/13/2024	SM2340B-2011	2.91	13.2	mg/L CaCO3	

Date Prepared: 12/13/2024

Preparation Method: [CALC]

Parameter	Date Analyzed	Method	LOQ	Result	Units	Flag
Ammonia as N	12/13/2024 17:23	SM4500-NH3C	1.00	<1.00	mg/L	2.B

Date Prepared: 12/13/2024

Preparation Method: SM4500-NH3 B-97,-11

Client: Delta Well And Pump Co	Client ID: Sands Uniondale Test Zone 1
Date (Time) Collected: 12/11/2024 07:00	Sample ID: Well #1 40 Hrs
Date (Time) Received: 12/11/2024 11:51	Laboratory ID: 4121137-02
Matrix: Potable Water	ELAP: #11693

### Subcontracted Analyses

Parameter	Date Analyzed	Method	LOQ	Result	Units	Flag
2,3,7,8-Tetrachlorodibenzo-p-dioxin	12/17/2024 12:23	EPA 1613B	10	<10	pg/L	6.Z

Date Prepared: 12/13/2024

Preparation Method: Outside Preparation

Parameter	Date Analyzed	Method	LOQ	Result	Units	Flag
Uranium	12/19/2024 13:27	EPA 200.8, Rev. 5.4	1.0	<1.0	ug/L	6.Z

Date Prepared: 12/13/2024

Preparation Method: Outside Preparation

Parameter	Date Analyzed	Method	LOQ	Result	Units	Flag
Perchlorate	12/17/2024 12:23	EPA 314.0	0.05	<0.05	ug/L	6.Z

Date Prepared: 12/13/2024

Preparation Method: Outside Preparation

Parameter	CAS No.	LOQ	Result	Units	Flag
1,2-Dibromo-3-chloropropane	96-12-8	0.0170	<0.0170	ug/L	6.Z
1,2-Dibromoethane	106-93-4	0.0170	<0.0170	ug/L	6.Z

Date Prepared: 12/13/2024

Preparation Method: Outside Preparation

Date Analyzed: 12/17/2024

Analytical Method: EPA 504.1

Parameter	CAS No.	LOQ	Result	Units	Flag
Aroclor-1016	12674-11-2	0.530	<0.530	ug/L	6.Z
Aroclor-1221	11104-28-2	0.530	<0.530	ug/L	6.Z
Aroclor-1232	11141-16-5	0.530	<0.530	ug/L	6.Z
Aroclor-1242	53469-21-9	0.530	<0.530	ug/L	6.Z
Aroclor-1248	12672-29-6	0.530	<0.530	ug/L	6.Z
Aroclor-1254	11097-69-1	0.530	<0.530	ug/L	6.Z
Aroclor-1260	11096-82-5	0.530	<0.530	ug/L	6.Z
Chlordane	12789-03-6	0.100	<0.100	ug/L	6.Z
Toxaphene	8001-35-2	1.00	<1.00	ug/L	6.Z

Date Prepared: 12/13/2024

Preparation Method: Outside Preparation

Date Analyzed: 12/17/2024

Analytical Method: EPA 508.1

Parameter	CAS No.	LOQ	Result	Units	Flag
2,4,5-TP (Silvex)	93-72-1	0.26	<0.26	ug/L	6.Z
2,4-D	94-75-7	0.52	<0.52	ug/L	6.Z
Dalapon	75-99-0	5.20	<5.20	ug/L	6.Z
Dicamba	1918-00-9	5.00	<5.00	ug/L	6.Z
Dinoseb	88-85-7	1.00	<1.00	ug/L	6.Z
Pentachlorophenol	87-86-5	5.00	<5.00	ug/L	6.Z
Picloram	1918-02-1	0.52	<0.52	ug/L	6.Z

Client: Delta Well And Pump Co	Client ID: Sands Uniondale Test Zone 1
Date (Time) Collected: 12/11/2024 07:00	Sample ID: Well #1 40 Hrs
Date (Time) Received: 12/11/2024 11:51	Laboratory ID: 4121137-02
Matrix: Potable Water	ELAP: #11693

Date Prepared: 12/13/2024

Preparation Method: Outside Preparation

Date Analyzed: 12/17/2024

Analytical Method: EPA 515.1

Parameter	CAS No.	LOQ	Result	Units	Flag
Alachlor	15972-60-8	0.21	<0.21	ug/L	6.Z
Aldrin	309-00-2	0.50	<0.50	ug/L	6.Z
Atrazine	1912-24-9	0.21	<0.21	ug/L	6.Z
Benzo (a) pyrene	50-32-8	0.21	<0.21	ug/L	6.Z
Bis-(2-Ethylhexyl) Adipate	103-23-1	1.60	<1.60	ug/L	6.Z
Bis(2-ethylhexyl) phthalate	117-81-7	2.10	<2.10	ug/L	6.Z
Butachlor	23184-66-9	0.50	<0.50	ug/L	6.Z
Chlordane	12789-03-6	0.50	<0.50	ug/L	6.Z
Dieldrin	60-57-1	0.50	<0.50	ug/L	6.Z
Endrin	72-20-8	0.54	<0.54	ug/L	6.Z
Heptachlor	76-44-8	0.21	<0.21	ug/L	6.Z
Heptachlor epoxide	1024-57-3	0.43	<0.43	ug/L	6.Z
Hexachlorobenzene	118-74-1	0.21	<0.21	ug/L	6.Z
Hexachlorocyclopentadiene	77-47-4	2.10	<2.10	ug/L	6.Z
Lindane	58-89-9	0.21	<0.21	ug/L	6.Z
Methoxychlor	72-43-5	0.54	<0.54	ug/L	6.Z
Metolachlor	51218-45-2	0.50	<0.50	ug/L	6.Z
Metribuzin	21087-64-9	0.50	<0.50	ug/L	6.Z
Pentachlorophenol	87-86-5	0.50	<0.50	ug/L	6.Z
Propachlor	1918-16-7	0.50	<0.50	ug/L	6.Z
Simazine	122-34-9	0.54	<0.54	ug/L	6.Z
Toxaphene	8001-35-2	0.50	<0.50	ug/L	6.Z

Date Prepared: 12/13/2024

Preparation Method: Outside Preparation

Date Analyzed: 12/17/2024

Analytical Method: EPA 525.2

Parameter	CAS No.	LOQ	Result	Units	Flag
3-Hydroxycarbofuran	16655-82-6	0.50	<0.50	ug/L	6.G
Aldicarb	116-06-3	0.50	<0.50	ug/L	6.G
Aldicarb Sulfone	1646-88-4	0.70	<0.70	ug/L	6.G
Aldicarb Sulfoxide	1646-87-3	0.50	<0.50	ug/L	6.G
Carbaryl	63-25-2	0.50	<0.50	ug/L	6.G
Carbofuran	1563-66-2	0.90	<0.90	ug/L	6.G
Methomyl	16752-77-5	0.50	<0.50	ug/L	6.G
Oxamyl	23135-22-0	1.0	<1.0	ug/L	6.G

Client: Delta Well And Pump Co	Client ID: Sands Uniondale Test Zone 1
Date (Time) Collected: 12/11/2024 07:00	Sample ID: Well #1 40 Hrs
Date (Time) Received: 12/11/2024 11:51	Laboratory ID: 4121137-02
Matrix: Potable Water	ELAP: #11693

Parameter	CAS No.	LOQ	Result	Units	Flag
-----------	---------	-----	--------	-------	------

Date Prepared: 12/13/2024

Preparation Method: Outside Preparation

Date Analyzed: 12/17/2024

Analytical Method: EPA 531.2

Parameter	Date Analyzed	Method	LOQ	Result	Units	Flag
Glyphosate	12/17/2024 12:23	EPA 547	6.00	<6.00	ug/L	6.Z

Date Prepared: 12/13/2024

Preparation Method: Outside Preparation

Parameter	Date Analyzed	Method	LOQ	Result	Units	Flag
Endothall	12/17/2024 12:23	EPA 548.1	9.00	<9.00	ug/L	6.Z

Date Prepared: 12/13/2024

Preparation Method: Outside Preparation

Parameter	Date Analyzed	Method	LOQ	Result	Units	Flag
Diquat	12/17/2024 12:23	EPA 549.2	0.90	<0.90	ug/L	6.Z

Date Prepared: 12/13/2024

Preparation Method: Outside Preparation

Parameter	CAS No.	LOQ	Result	Units	Flag
Radium-226	NA	1.00	<1.00	pCi/L	6.Z

Date Prepared: 12/13/2024

Preparation Method: Outside Preparation

Date Analyzed: 12/19/2024

Analytical Method: EPA 903.0

Parameter	CAS No.	LOQ	Result	Units	Flag
Radium-228	NA	1.00	<1.00	pCi/L	6.Z

Date Prepared: 12/13/2024

Preparation Method: Outside Preparation

Date Analyzed: 12/19/2024

Analytical Method: EPA 904.0

Parameter	CAS No.	LOQ	Result	Units	Flag
Alpha, Gross	NA	3.00	<3.00	pCi/L	6.Z
Beta, Gross	NA	4.00	<4.00	pCi/L	6.Z

Date Prepared: 12/13/2024

Preparation Method: Outside Preparation

Date Analyzed: 12/19/2024

Analytical Method: EPA 9310



**LONG ISLAND ANALYTICAL LABORATORIES INC.**

*"TOMORROWS ANALYTICAL SOLUTIONS TODAY"*

Laboratory Report

NYSDOH ELAP# 11693  
USEPA# NY01273  
CTDOH# PH-0284  
AIHA# 164456  
NJDEP# NY012  
PADEP# 68-2943

LIAL# 4121606

January 08, 2025

Delta Well And Pump Co  
Chris Okon  
PO Box 1309  
Ronkonkoma, NY 11779

**Re: Sands Uniondale Test Zone 2**

Dear Chris Okon,

Enclosed please find the laboratory Analysis Report(s) for sample(s) received on December 16, 2024. Long Island Analytical laboratories analyzed the samples on December 26, 2024 for the following:

SAMPLE ID	ANALYSIS
Well #1 24 Hours	Calcium Hardness, EPA 522, EPA 533, Li by ICP, POC/IOC, Radionuclides, SOCs, Total Hardness
Well #1 40 Hours	Calcium Hardness, EPA 522, EPA 533, Li by ICP, POC/IOC, Radionuclides, SOCs, Total Hardness

Samples received at 2.4 ° C

1.C Holding time exceeded, analyze immediate parameter.

If you have any questions or require further information, please call at your convenience. Long Island Analytical Laboratories Inc. is a NELAP accredited laboratory. All reported results meet the requirements of the NELAP standards unless noted. Report shall not be reproduced except in full without the written approval of the laboratory. Results related only to items tested. Long Island Analytical Laboratories would like to thank you for the opportunity to be of service to you.

Best Regards,

**James Aufiero**  
Chief Operating Officer

**Long Island Analytical Laboratories, Inc.**

Client: Delta Well And Pump Co	Client ID: Sands Uniondale Test Zone 2
Date (Time) Collected: 12/13/2024 14:00	Sample ID: Well #1 24 Hours
Date (Time) Received: 12/16/2024 09:43	Laboratory ID: 4121606-01
Matrix: Potable Water	ELAP: #11693

## Volatiles Analysis

Parameter	CAS No.	LOQ	Result	Units	Flag
1,1,1,2-Tetrachloroethane	630-20-6	0.50	<0.50	ug/L	
1,1,1-Trichloroethane	71-55-6	0.50	<0.50	ug/L	
1,1,2,2-Tetrachloroethane	79-34-5	0.50	<0.50	ug/L	
1,1,2-Trichloro-1,2,2-trifluoroethane	76-13-1	0.50	<0.50	ug/L	2.B
1,1,2-Trichloroethane	79-00-5	0.50	<0.50	ug/L	
1,1-Dichloroethane	75-34-3	0.50	<0.50	ug/L	
1,1-Dichloroethene	75-35-4	0.50	<0.50	ug/L	
1,1-Dichloropropene	563-58-6	0.50	<0.50	ug/L	
1,2,3-Trichlorobenzene	87-61-6	0.50	<0.50	ug/L	
1,2,3-Trichloropropane	96-18-4	0.50	<0.50	ug/L	
1,2,4-Trichlorobenzene	120-82-1	0.50	<0.50	ug/L	
1,2,4-Trimethylbenzene	95-63-6	0.50	<0.50	ug/L	
1,2-Dichlorobenzene	95-50-1	0.50	<0.50	ug/L	
1,2-Dichloroethane	107-06-2	0.50	<0.50	ug/L	
1,2-Dichloropropane	78-87-5	0.50	<0.50	ug/L	
1,3,5-Trimethylbenzene	108-67-8	0.50	<0.50	ug/L	
1,3-Dichlorobenzene	541-73-1	0.50	<0.50	ug/L	
1,3-Dichloropropane	142-28-9	0.50	<0.50	ug/L	
1,4-Dichlorobenzene	106-46-7	0.50	<0.50	ug/L	
2,2-Dichloropropane	594-20-7	0.50	<0.50	ug/L	
2-Chlorotoluene	95-49-8	0.50	<0.50	ug/L	
4-Chlorotoluene	106-43-4	0.50	<0.50	ug/L	
4-Isopropyltoluene	99-87-6	0.50	<0.50	ug/L	
Benzene	71-43-2	0.50	<0.50	ug/L	
Bromobenzene	108-86-1	0.50	<0.50	ug/L	
Bromochloromethane	74-97-5	0.50	<0.50	ug/L	
Bromodichloromethane	75-27-4	0.50	<0.50	ug/L	
Bromoform	75-25-2	0.50	<0.50	ug/L	
Bromomethane	74-83-9	0.50	<0.50	ug/L	

Client: Delta Well And Pump Co	Client ID: Sands Uniondale Test Zone 2
Date (Time) Collected: 12/13/2024 14:00	Sample ID: Well #1 24 Hours
Date (Time) Received: 12/16/2024 09:43	Laboratory ID: 4121606-01
Matrix: Potable Water	ELAP: #11693

Parameter	CAS No.	LOQ	Result	Units	Flag
Carbon Tetrachloride	56-23-5	0.50	<0.50	ug/L	
Chlorobenzene	108-90-7	0.50	<0.50	ug/L	
Chlorodifluoromethane	75-45-6	0.50	<0.50	ug/L	2.B
Chloroethane	75-00-3	0.50	<0.50	ug/L	
Chloroform	67-66-3	0.50	<0.50	ug/L	
Chloromethane	74-87-3	0.50	<0.50	ug/L	
cis-1,2-Dichloroethene	156-59-2	0.50	<0.50	ug/L	
cis-1,3-Dichloropropene	10061-01-5	0.50	<0.50	ug/L	
Dibromochloromethane	124-48-1	0.50	<0.50	ug/L	
Dibromomethane	74-95-3	0.50	<0.50	ug/L	
Dichlorodifluoromethane	75-71-8	0.50	<0.50	ug/L	
Ethylbenzene	100-41-4	0.50	<0.50	ug/L	
Hexachlorobutadiene	87-68-3	0.50	<0.50	ug/L	
Isopropylbenzene (Cumene)	98-82-8	0.50	<0.50	ug/L	
m,p-Xylenes	108-38-3/106-42-3	1.00	<1.00	ug/L	
Methyl Ethyl Ketone (2-Butanone)	78-93-3	10.0	<10.0	ug/L	2.B
Methylene Chloride	75-09-2	1.00	<1.00	ug/L	
Methyl-tert-Butyl Ether	1634-04-4	0.50	<0.50	ug/L	
Naphthalene	91-20-3	5.00	<5.00	ug/L	
n-Butylbenzene	104-51-8	0.50	<0.50	ug/L	
n-Propylbenzene	103-65-1	0.50	<0.50	ug/L	
o-Xylene	95-47-6	0.50	<0.50	ug/L	
sec-Butylbenzene	135-98-8	0.50	<0.50	ug/L	
Styrene	100-42-5	0.50	<0.50	ug/L	
tert-Butylbenzene	98-06-6	0.50	<0.50	ug/L	
Tetrachloroethene	127-18-4	0.50	<0.50	ug/L	
Tetrahydrofuran	109-99-9	10.0	<10.0	ug/L	2.B
Toluene	108-88-3	0.50	<0.50	ug/L	

Client: Delta Well And Pump Co	Client ID: Sands Uniondale Test Zone 2
Date (Time) Collected: 12/13/2024 14:00	Sample ID: Well #1 24 Hours
Date (Time) Received: 12/16/2024 09:43	Laboratory ID: 4121606-01
Matrix: Potable Water	ELAP: #11693

Parameter	CAS No.	LOQ	Result	Units	Flag
trans-1,2-Dichloroethene	156-60-5	0.50	<0.50	ug/L	
trans-1,3-Dichloropropene	10061-02-6	0.50	<0.50	ug/L	
Trichloroethene	79-01-6	0.50	<0.50	ug/L	
Trichlorofluoromethane	75-69-4	0.50	<0.50	ug/L	
Vinyl chloride	75-01-4	0.50	<0.50	ug/L	

Surrogate	CAS No.	% Recovery	Rec. Limits	Flag
1,2-Dichlorobenzene-d4	2199-69-1	94	70-130	
4-Bromofluorobenzene	460-00-4	86	70-130	

Date Prepared: 12/17/2024

Preparation Method: EPA 524.2

Date Analyzed: 12/17/2024

Analytical Method: EPA 524.2

Client: Delta Well And Pump Co	Client ID: Sands Uniondale Test Zone 2
Date (Time) Collected: 12/13/2024 14:00	Sample ID: Well #1 24 Hours
Date (Time) Received: 12/16/2024 09:43	Laboratory ID: 4121606-01
Matrix: Potable Water	ELAP: #11693

**Semivolatile Analysis**

Parameter	CAS No.	LOQ	Result	Units	Flag
1,4-Dioxane	123-91-1	0.0700	<0.0700	ug/L	

Surrogate	CAS No.	% Recovery	Rec. Limits	Flag
1,4-Dioxane-d8	17647-74-4	76	70-130	

Date Prepared: 12/18/2024

Preparation Method: \*\*\* DEFAULT PREP \*\*\*

Date Analyzed: 12/18/2024

Analytical Method: EPA 522

Parameter	CAS No.	LOQ	Result	Units	Flag
11-CESF-3-oxaundecane-1-sulfonate (11CI-PF3OUdS)	763051-92-9	2.00	<2.00	ng/L	
2,3,3,3-Tetrafluoro-2-propanoic acid (HFPO-DA)	13252-13-6	2.00	<2.00	ng/L	4.K
4:2 FTS	757124-72-4	2.00	<2.00	ng/L	
6:2 FTS	27619-97-2	2.00	<2.00	ng/L	
8:2 FTS	39108-34-4	2.00	<2.00	ng/L	
9-CHDF-3-oxanonane-1-sulfonate (9CI-PF3ONS)	756426-58-1	2.00	<2.00	ng/L	
Dodecafluoro-3H-4,8-dioxanonaate (ADONA)	919005-14-4	2.00	<2.00	ng/L	
Hazard Index	N/A	0.10	<0.10	ng/L	
Perfluoro(2-ethoxyethane)sulfonic acid (PFEEESA)	113507-82-7	2.00	<2.00	ng/L	
Perfluoro-3-6,dioxaheptanoic acid (NFDHA)	151772-58-6	2.00	<2.00	ng/L	4.K
Perfluoro-4-oxapentanoic acid (PFMPA)	377-73-1	2.00	<2.00	ng/L	
Perfluoro-5-oxahexanoic acid (PFMBA)	863090-89-5	2.00	<2.00	ng/L	
Perfluorobutanesulfonic Acid (PFBS)	375-73-5	2.00	<2.00	ng/L	
Perfluorobutanoic Acid (PFBA)	375-22-4	20.0	<20.0	ng/L	
Perfluorodecanoic Acid (PFDA)	335-76-2	2.00	<2.00	ng/L	
Perfluorododecanoic Acid (PFDoDa)	307-55-1	2.00	<2.00	ng/L	
Perfluoroheptanesulfonic Acid (PFHpS)	375-92-8	2.00	<2.00	ng/L	
Perfluoroheptanoic Acid (PFHpA)	375-85-9	2.00	<2.00	ng/L	
Perfluorohexanesulfonic Acid (PFHxS)	355-46-4	2.00	<2.00	ng/L	
Perfluorohexanoic Acid (PFHxA)	307-24-4	20.0	<20.0	ng/L	
Perfluorononanoic Acid (PFNA)	375-95-1	2.00	<2.00	ng/L	
Perfluorooctanesulfonic Acid (PFOS)	1763-23-1	2.00	<2.00	ng/L	
Perfluorooctanoic Acid (PFOA)	335-67-1	2.00	<2.00	ng/L	
Perfluoropentanesulfonic Acid (PFPeS)	2706-91-4	2.00	<2.00	ng/L	
Perfluoropentanoic Acid (PFPeA)	2706-90-3	20.0	<20.0	ng/L	
Perfluoroundecanoic Acid (PFUnA)	2058-94-8	2.00	<2.00	ng/L	

Client: Delta Well And Pump Co	Client ID: Sands Uniondale Test Zone 2
Date (Time) Collected: 12/13/2024 14:00	Sample ID: Well #1 24 Hours
Date (Time) Received: 12/16/2024 09:43	Laboratory ID: 4121606-01
Matrix: Potable Water	ELAP: #11693

Surrogate	CAS No.	% Recovery	Rec. Limits	Flag
2,3,3,3-Tetrafluoro-2-(13C3) propanoic acid	13252-13-6	70	50-200	
Perfluoro-n-(1,2,3,4,5,6,7-13C7)undecanoic acid	2058-94-8	39	50-200	4.D
Perfluoro-n-(1,2,3,4,5,6-13C6)decanoic acid	335-76-2	39	50-200	4.D
Perfluoro-n-(1,2,3,4,6-13C5) hexanoic acid	307-24-4	59	50-200	
Perfluoro-n-(1,2,3,4-13C4) heptanoic acid	375-85-9	59	50-200	
Perfluoro-n-(1,2-13C2)dodecanoic acid	307-55-1	38	50-200	4.D
Perfluoro-n-(13C4)butanoic acid	375-22-4	71	50-200	
Perfluoro-n-(13C5)pentanoic acid	2706-90-3	71	50-200	
Perfluoro-n-(13C8)octanoic acid	335-67-1	57	50-200	
Perfluoro-n-(13C9)nonanoic acid	375-95-1	55	50-200	
Sodium perfluoro-1-(1,2,3-13C3)hexanesulfonate	355-46-4	74	50-200	
Sodium perfluoro-1-(1,2-13C2)decanesulfonate	39108-34-4	63	50-200	
Sodium perfluoro-1-(1,2-13C2)octanesulfonate	27619-97-2	71	50-200	
Sodium perfluoro-1-(13C8)octanesulfonate	1763-23-1	64	50-200	
Sodium perfluoro-1-(2,3,4-13C3)butanesulfonate	375-73-5	72	50-200	
Sodium perfuloro-1-(1,2-13C2)hexanesulfonate	757124-72-4	69	50-200	

Internal Standard	CAS No.	% Recovery	Rec. Limits	Flag
Perfluoro-n-(1,2-13C2)octanoic acid	335-67-1		50-150	
Perfluoro-n-(2,3,4-13C3)butanoic acid	375-22-4		50-150	
Sodium perfluoro-1-(1,2,3,4-13C4)octanesulfonate	1763-23-1		50-150	

Date Prepared: 12/18/2024

Preparation Method: No Preparation

Date Analyzed: 12/19/2024

Analytical Method: EPA 533



**LONG ISLAND ANALYTICAL LABORATORIES INC.**

"TOMORROW'S ANALYTICAL SOLUTIONS TODAY"

110 Colin Drive • Holbrook, New York 11741

Phone (631) 472-3400 • Fax (631) 472-8505 • Email: LIAL@lialinc.com

Client: Delta Well And Pump Co	Client ID: Sands Uniondale Test Zone 2
Date (Time) Collected: 12/13/2024 14:00	Sample ID: Well #1 24 Hours
Date (Time) Received: 12/16/2024 09:43	Laboratory ID: 4121606-01
Matrix: Potable Water	ELAP: #11693

**Total Low Level Metals Analysis**

Parameter	Date Analyzed	Method	MDL	Result	Units	Flag
Calcium	12/19/2024	EPA 200.7, Rev. 4.4 (1994)	1.00	3.71	mg/L	
Iron	12/19/2024	EPA 200.7, Rev. 4.4 (1994)	0.100	<0.100	mg/L	4.B
Magnesium	12/19/2024	EPA 200.7, Rev. 4.4 (1994)	0.100	1.43	mg/L	
Sodium	12/19/2024	EPA 200.7, Rev. 4.4 (1994)	0.250	4.81	mg/L	4.C

Date Prepared: 12/19/2024

Preparation Method: No Preparation

**Total Metals Analysis**

Parameter	Date Analyzed	Method	LOQ	Result	Units	Flag
Antimony	12/19/2024	EPA 200.8, Rev. 5.4	0.0004	<0.0004	mg/L	
Arsenic	12/19/2024	EPA 200.8, Rev. 5.4	0.0014	<0.0014	mg/L	
Barium	12/19/2024	EPA 200.8, Rev. 5.4	0.0020	0.0039	mg/L	
Beryllium	12/19/2024	EPA 200.8, Rev. 5.4	0.0040	<0.0040	mg/L	
Cadmium	12/19/2024	EPA 200.8, Rev. 5.4	0.0010	<0.0010	mg/L	
Chromium	12/19/2024	EPA 200.8, Rev. 5.4	0.0070	<0.0070	mg/L	
Copper	12/19/2024	EPA 200.8, Rev. 5.4	0.0500	<0.0500	mg/L	
Lead	12/19/2024	EPA 200.8, Rev. 5.4	0.0030	<0.0030	mg/L	
Manganese	12/19/2024	EPA 200.8, Rev. 5.4	0.0100	<0.0100	mg/L	
Nickel	12/19/2024	EPA 200.8, Rev. 5.4	0.0005	0.0008	mg/L	
Selenium	12/19/2024	EPA 200.8, Rev. 5.4	0.0500	<0.0500	mg/L	
Silver	12/19/2024	EPA 200.8, Rev. 5.4	0.0100	<0.0100	mg/L	4.G
Thallium	12/19/2024	EPA 200.8, Rev. 5.4	0.0020	<0.0020	mg/L	
Zinc	12/19/2024	EPA 200.8, Rev. 5.4	0.0500	<0.0500	mg/L	

Date Prepared: 12/19/2024

Preparation Method: EPA 200.8

Parameter	Date Analyzed	Method	LOQ	Result	Units	Flag
Mercury	12/20/2024	EPA 245.1, Rev. 3.0 (1994)	0.0005	<0.0005	mg/L	

Date Prepared: 12/19/2024

Preparation Method: EPA 245.1

Parameter	Date Analyzed	Method	LOQ	Result	Units	Flag
Lithium	12/26/2024	EPA 6010D	0.0001	<0.0001	mg/L	

Date Prepared: 12/19/2024

Preparation Method: No Preparation

Parameter	Date Analyzed	Method	LOQ	Result	Units	Flag
Cyanide	12/16/2024	SM 20, 21-23 4500-CN E	0.02	<0.02	mg/L	4.G

Date Prepared: 12/16/2024

Preparation Method: SM 20, 21-23 4500-CN C

Client: Delta Well And Pump Co	Client ID: Sands Uniondale Test Zone 2
Date (Time) Collected: 12/13/2024 14:00	Sample ID: Well #1 24 Hours
Date (Time) Received: 12/16/2024 09:43	Laboratory ID: 4121606-01
Matrix: Potable Water	ELAP: #11693

### Ion Chromatography Analysis

Parameter	Date Analyzed	Method	LOQ	Result	Units	Flag
Chloride	12/16/2024 17:18	EPA 300.0, Rev. 2.1 (1993)	0.500	8.82	mg/L	4.F
Fluoride	12/16/2024 17:18	EPA 300.0, Rev. 2.1 (1993)	0.100	<0.100	mg/L	
Sulfate as SO4	12/16/2024 17:18	EPA 300.0, Rev. 2.1 (1993)	0.200	0.696	mg/L	

Date Prepared: 12/16/2024

Preparation Method: IC PW Prep

### Low Level Ion Chromatography Analysis

H

Parameter	Date Analyzed	Method	MDL	Result	Units	Flag
Nitrate as N	12/16/2024 17:18	EPA 300.0, Rev. 2.1 (1993)	0.010	3.37	mg/L	H
Nitrite as N	12/16/2024 17:18	EPA 300.0, Rev. 2.1 (1993)	0.004	<0.004	mg/L	H

Date Prepared: 12/16/2024

Preparation Method: IC PW Prep

Client: Delta Well And Pump Co	Client ID: Sands Uniondale Test Zone 2
Date (Time) Collected: 12/13/2024 14:00	Sample ID: Well #1 24 Hours
Date (Time) Received: 12/16/2024 09:43	Laboratory ID: 4121606-01
Matrix: Potable Water	ELAP: #11693

### General Chemistry Parameters

Parameter	Date Analyzed	Method	LOQ	Result	Units	Flag
Calcium Hardness	12/19/2024	Calculation	2.50	9.26	mg/L	
Langlier Index	12/17/2024 12:32	Calculation	-6.00	-3.90	LSI	

Date Prepared: 12/17/2024

Preparation Method: No Preparation

Parameter	Date Analyzed	Method	LOQ	Result	Units	Flag
Specific Conductance	12/16/2024 15:58	EPA 120.1 (Rev. 1982)	2.000	69.60	umhos/cm @ 25 Deg C	

Date Prepared: 12/16/2024

Preparation Method: No Preparation

Parameter	Date Analyzed	Method	LOQ	Result	Units	Flag
pH	12/16/2024 15:54	SM 18-21 4500-H B (00)	NA	6.41	units	1.C, 2.B
Temperature @ pH in C	12/16/2024 15:54	SM 18-21 4500-H B (00)	NA	22.00	units	1.C, 2.B

Date Prepared: 12/16/2024

Preparation Method: pH- No Preparation

Parameter	Date Analyzed	Method	LOQ	Result	Units	Flag
Color, Apparent	12/16/2024 11:25	SM 2120B-2011	5.00	<5.00	PtCo Units	
pH @ Color	12/16/2024 11:25	SM 2120B-2011	NA	7.00	Units	

Date Prepared: 12/16/2024

Preparation Method: No Preparation

Parameter	Date Analyzed	Method	LOQ	Result	Units	Flag
Turbidity	12/17/2024 17:12	SM 21-23 2130 B (-01)	0.05	0.24	NTU	1.C

Date Prepared: 12/17/2024

Preparation Method: No Preparation

Parameter	Date Analyzed	Method	LOQ	Result	Units	Flag
Odor@60C	12/16/2024 11:57	SM 21-23 2150B (-97)	0	<0	T.O.N.	

Date Prepared: 12/16/2024

Preparation Method: No Preparation

Parameter	Date Analyzed	Method	LOQ	Result	Units	Flag
The alkalinity to pH 4.5	12/16/2024 14:36	SM 21-23 2320B (-97)	5.00	5.00	mg CaCO3/L	

Date Prepared: 12/16/2024

Preparation Method: No Preparation

Parameter	Date Analyzed	Method	LOQ	Result	Units	Flag
Total Dissolved Solids	12/18/2024 09:50	SM 21-23 2540C (-97)	5.0	71.0	mg/L	

Date Prepared: 12/16/2024

Preparation Method: No Preparation

Parameter	Date Analyzed	Method	LOQ	Result	Units	Flag
Methylene Blue Active Substances	12/16/2024 13:45	SM 21-23 5540C (-00)	0.10	<0.10	calc LAS, mol wt 340	H

Date Prepared: 12/16/2024

Preparation Method: No Preparation

Client: Delta Well And Pump Co	Client ID: Sands Uniondale Test Zone 2
Date (Time) Collected: 12/13/2024 14:00	Sample ID: Well #1 24 Hours
Date (Time) Received: 12/16/2024 09:43	Laboratory ID: 4121606-01
Matrix: Potable Water	ELAP: #11693

Parameter	Date Analyzed	Method	LOQ	Result	Units	Flag
Total Hardness	12/19/2024	SM2340B-2011	2.91	15.1	mg/L CaCO3	

Date Prepared: 12/19/2024

Preparation Method: [CALC]

Parameter	Date Analyzed	Method	LOQ	Result	Units	Flag
Ammonia as N	12/19/2024 14:05	SM4500-NH3C	1.00	<1.00	mg/L	2.B

Date Prepared: 12/19/2024

Preparation Method: SM4500-NH3 B-97,-11

Client: Delta Well And Pump Co	Client ID: Sands Uniondale Test Zone 2
Date (Time) Collected: 12/13/2024 14:00	Sample ID: Well #1 24 Hours
Date (Time) Received: 12/16/2024 09:43	Laboratory ID: 4121606-01
Matrix: Potable Water	ELAP: #11693

### Subcontracted Analyses

Parameter	Date Analyzed	Method	LOQ	Result	Units	Flag
2,3,7,8-Tetrachlorodibenzo-p-dioxin	12/26/2024 13:31	EPA 1613B	10	<10	pg/L	6.Z

Date Prepared: 12/18/2024

Preparation Method: Outside Preparation

Parameter	Date Analyzed	Method	LOQ	Result	Units	Flag
Uranium	12/26/2024 13:31	EPA 200.8, Rev. 5.4	1.0	<1.0	ug/L	6.Z

Date Prepared: 12/18/2024

Preparation Method: Outside Preparation

Parameter	Date Analyzed	Method	LOQ	Result	Units	Flag
Perchlorate	12/26/2024 13:31	EPA 314.0	0.05	<0.05	ug/L	6.Z

Date Prepared: 12/18/2024

Preparation Method: Outside Preparation

Parameter	CAS No.	LOQ	Result	Units	Flag
1,2-Dibromo-3-chloropropane	96-12-8	0.0170	<0.0170	ug/L	6.Z
1,2-Dibromoethane	106-93-4	0.0170	<0.0170	ug/L	6.Z

Date Prepared: 12/18/2024

Preparation Method: Outside Preparation

Date Analyzed: 12/26/2024

Analytical Method: EPA 504.1

Parameter	CAS No.	LOQ	Result	Units	Flag
Aroclor-1016	12674-11-2	0.530	<0.530	ug/L	6.Z
Aroclor-1221	11104-28-2	0.530	<0.530	ug/L	6.Z
Aroclor-1232	11141-16-5	0.530	<0.530	ug/L	6.Z
Aroclor-1242	53469-21-9	0.530	<0.530	ug/L	6.Z
Aroclor-1248	12672-29-6	0.530	<0.530	ug/L	6.Z
Aroclor-1254	11097-69-1	0.530	<0.530	ug/L	6.Z
Aroclor-1260	11096-82-5	0.530	<0.530	ug/L	6.Z
Chlordane	12789-03-6	0.100	<0.100	ug/L	6.Z
Toxaphene	8001-35-2	1.00	<1.00	ug/L	6.Z

Date Prepared: 12/18/2024

Preparation Method: Outside Preparation

Date Analyzed: 12/26/2024

Analytical Method: EPA 508.1

Parameter	CAS No.	LOQ	Result	Units	Flag
2,4,5-TP (Silvex)	93-72-1	0.26	<0.26	ug/L	6.Z
2,4-D	94-75-7	0.52	<0.52	ug/L	6.Z
Dalapon	75-99-0	5.20	<5.20	ug/L	6.Z
Dicamba	1918-00-9	5.00	<5.00	ug/L	6.Z
Dinoseb	88-85-7	1.00	<1.00	ug/L	6.Z
Pentachlorophenol	87-86-5	5.00	<5.00	ug/L	6.Z
Picloram	1918-02-1	0.52	<0.52	ug/L	6.Z

Client: Delta Well And Pump Co	Client ID: Sands Uniondale Test Zone 2
Date (Time) Collected: 12/13/2024 14:00	Sample ID: Well #1 24 Hours
Date (Time) Received: 12/16/2024 09:43	Laboratory ID: 4121606-01
Matrix: Potable Water	ELAP: #11693

Date Prepared: 12/18/2024

Preparation Method: Outside Preparation

Date Analyzed: 12/26/2024

Analytical Method: EPA 515.1

Parameter	CAS No.	LOQ	Result	Units	Flag
Alachlor	15972-60-8	0.21	<0.21	ug/L	6.Z
Aldrin	309-00-2	0.50	<0.50	ug/L	6.Z
Atrazine	1912-24-9	0.21	<0.21	ug/L	6.Z
Benzo (a) pyrene	50-32-8	0.21	<0.21	ug/L	6.Z
Bis-(2-Ethylhexyl) Adipate	103-23-1	1.60	<1.60	ug/L	6.Z
Bis(2-ethylhexyl) phthalate	117-81-7	2.10	<2.10	ug/L	6.Z
Butachlor	23184-66-9	0.50	<0.50	ug/L	6.Z
Chlordane	12789-03-6	0.50	<0.50	ug/L	6.Z
Dieldrin	60-57-1	0.50	<0.50	ug/L	6.Z
Endrin	72-20-8	0.54	<0.54	ug/L	6.Z
Heptachlor	76-44-8	0.21	<0.21	ug/L	6.Z
Heptachlor epoxide	1024-57-3	0.43	<0.43	ug/L	6.Z
Hexachlorobenzene	118-74-1	0.21	<0.21	ug/L	6.Z
Hexachlorocyclopentadiene	77-47-4	2.10	<2.10	ug/L	6.Z
Lindane	58-89-9	0.21	<0.21	ug/L	6.Z
Methoxychlor	72-43-5	0.54	<0.54	ug/L	6.Z
Metolachlor	51218-45-2	0.50	<0.50	ug/L	6.Z
Metribuzin	21087-64-9	0.50	<0.50	ug/L	6.Z
Pentachlorophenol	87-86-5	0.50	<0.50	ug/L	6.Z
Propachlor	1918-16-7	0.50	<0.50	ug/L	6.Z
Simazine	122-34-9	0.54	<0.54	ug/L	6.Z
Toxaphene	8001-35-2	0.50	<0.50	ug/L	6.Z

Date Prepared: 12/18/2024

Preparation Method: Outside Preparation

Date Analyzed: 12/26/2024

Analytical Method: EPA 525.2

Parameter	CAS No.	LOQ	Result	Units	Flag
3-Hydroxycarbofuran	16655-82-6	0.50	<0.50	ug/L	6.Z
Aldicarb	116-06-3	0.50	<0.50	ug/L	6.Z
Aldicarb Sulfone	1646-88-4	0.70	<0.70	ug/L	6.Z
Aldicarb Sulfoxide	1646-87-3	0.50	<0.50	ug/L	6.Z
Carbaryl	63-25-2	0.50	<0.50	ug/L	6.Z
Carbofuran	1563-66-2	0.90	<0.90	ug/L	6.Z
Methomyl	16752-77-5	0.50	<0.50	ug/L	6.Z
Oxamyl	23135-22-0	1.0	<1.0	ug/L	6.Z

Client: Delta Well And Pump Co	Client ID: Sands Uniondale Test Zone 2
Date (Time) Collected: 12/13/2024 14:00	Sample ID: Well #1 24 Hours
Date (Time) Received: 12/16/2024 09:43	Laboratory ID: 4121606-01
Matrix: Potable Water	ELAP: #11693

Parameter	CAS No.	LOQ	Result	Units	Flag
-----------	---------	-----	--------	-------	------

Date Prepared: 12/18/2024

Preparation Method: Outside Preparation

Date Analyzed: 12/26/2024

Analytical Method: EPA 531.2

Parameter	Date Analyzed	Method	LOQ	Result	Units	Flag
Glyphosate	12/26/2024 13:31	EPA 547	6.00	<6.00	ug/L	6.Z

Date Prepared: 12/18/2024

Preparation Method: Outside Preparation

Parameter	Date Analyzed	Method	LOQ	Result	Units	Flag
Endothall	12/26/2024 13:31	EPA 548.1	9.00	<9.00	ug/L	6.Z

Date Prepared: 12/18/2024

Preparation Method: Outside Preparation

Parameter	Date Analyzed	Method	LOQ	Result	Units	Flag
Diquat	12/26/2024 13:31	EPA 549.2	0.90	<0.90	ug/L	6.Z

Date Prepared: 12/18/2024

Preparation Method: Outside Preparation

Parameter	CAS No.	LOQ	Result	Units	Flag
Radium-226	NA	1.00	<1.00	pCi/L	6.Z

Date Prepared: 12/18/2024

Preparation Method: Outside Preparation

Date Analyzed: 12/26/2024

Analytical Method: EPA 903.0

Parameter	CAS No.	LOQ	Result	Units	Flag
Radium-228	NA	1.00	<1.00	pCi/L	6.Z

Date Prepared: 12/18/2024

Preparation Method: Outside Preparation

Date Analyzed: 12/26/2024

Analytical Method: EPA 904.0

Parameter	CAS No.	LOQ	Result	Units	Flag
Alpha, Gross	NA	3.00	<3.00	pCi/L	6.Z
Beta, Gross	NA	4.00	<4.00	pCi/L	6.Z

Date Prepared: 12/18/2024

Preparation Method: Outside Preparation

Date Analyzed: 12/26/2024

Analytical Method: EPA 9310

Client: Delta Well And Pump Co	Client ID: Sands Uniondale Test Zone 2
Date (Time) Collected: 12/14/2024 06:00	Sample ID: Well #1 40 Hours
Date (Time) Received: 12/16/2024 09:43	Laboratory ID: 4121606-02
Matrix: Potable Water	ELAP: #11693

## Volatiles Analysis

Parameter	CAS No.	LOQ	Result	Units	Flag
1,1,1,2-Tetrachloroethane	630-20-6	0.50	<0.50	ug/L	
1,1,1-Trichloroethane	71-55-6	0.50	<0.50	ug/L	
1,1,2,2-Tetrachloroethane	79-34-5	0.50	<0.50	ug/L	
1,1,2-Trichloro-1,2,2-trifluoroethane	76-13-1	0.50	<0.50	ug/L	2.B
1,1,2-Trichloroethane	79-00-5	0.50	<0.50	ug/L	
1,1-Dichloroethane	75-34-3	0.50	<0.50	ug/L	
1,1-Dichloroethene	75-35-4	0.50	<0.50	ug/L	
1,1-Dichloropropene	563-58-6	0.50	<0.50	ug/L	
1,2,3-Trichlorobenzene	87-61-6	0.50	<0.50	ug/L	
1,2,3-Trichloropropane	96-18-4	0.50	<0.50	ug/L	
1,2,4-Trichlorobenzene	120-82-1	0.50	<0.50	ug/L	
1,2,4-Trimethylbenzene	95-63-6	0.50	<0.50	ug/L	
1,2-Dichlorobenzene	95-50-1	0.50	<0.50	ug/L	
1,2-Dichloroethane	107-06-2	0.50	<0.50	ug/L	
1,2-Dichloropropane	78-87-5	0.50	<0.50	ug/L	
1,3,5-Trimethylbenzene	108-67-8	0.50	<0.50	ug/L	
1,3-Dichlorobenzene	541-73-1	0.50	<0.50	ug/L	
1,3-Dichloropropane	142-28-9	0.50	<0.50	ug/L	
1,4-Dichlorobenzene	106-46-7	0.50	<0.50	ug/L	
2,2-Dichloropropane	594-20-7	0.50	<0.50	ug/L	
2-Chlorotoluene	95-49-8	0.50	<0.50	ug/L	
4-Chlorotoluene	106-43-4	0.50	<0.50	ug/L	
4-Isopropyltoluene	99-87-6	0.50	<0.50	ug/L	
Benzene	71-43-2	0.50	<0.50	ug/L	
Bromobenzene	108-86-1	0.50	<0.50	ug/L	
Bromochloromethane	74-97-5	0.50	<0.50	ug/L	
Bromodichloromethane	75-27-4	0.50	<0.50	ug/L	
Bromoform	75-25-2	0.50	<0.50	ug/L	
Bromomethane	74-83-9	0.50	<0.50	ug/L	

Client: Delta Well And Pump Co	Client ID: Sands Uniondale Test Zone 2
Date (Time) Collected: 12/14/2024 06:00	Sample ID: Well #1 40 Hours
Date (Time) Received: 12/16/2024 09:43	Laboratory ID: 4121606-02
Matrix: Potable Water	ELAP: #11693

Parameter	CAS No.	LOQ	Result	Units	Flag
Carbon Tetrachloride	56-23-5	0.50	<0.50	ug/L	
Chlorobenzene	108-90-7	0.50	<0.50	ug/L	
Chlorodifluoromethane	75-45-6	0.50	<0.50	ug/L	2.B
Chloroethane	75-00-3	0.50	<0.50	ug/L	
Chloroform	67-66-3	0.50	<0.50	ug/L	
Chloromethane	74-87-3	0.50	<0.50	ug/L	
cis-1,2-Dichloroethene	156-59-2	0.50	<0.50	ug/L	
cis-1,3-Dichloropropene	10061-01-5	0.50	<0.50	ug/L	
Dibromochloromethane	124-48-1	0.50	<0.50	ug/L	
Dibromomethane	74-95-3	0.50	<0.50	ug/L	
Dichlorodifluoromethane	75-71-8	0.50	<0.50	ug/L	
Ethylbenzene	100-41-4	0.50	<0.50	ug/L	
Hexachlorobutadiene	87-68-3	0.50	<0.50	ug/L	
Isopropylbenzene (Cumene)	98-82-8	0.50	<0.50	ug/L	
m,p-Xylenes	108-38-3/106-42-3	1.00	<1.00	ug/L	
Methyl Ethyl Ketone (2-Butanone)	78-93-3	10.0	<10.0	ug/L	2.B
Methylene Chloride	75-09-2	1.00	<1.00	ug/L	
Methyl-tert-Butyl Ether	1634-04-4	0.50	<0.50	ug/L	
Naphthalene	91-20-3	5.00	<5.00	ug/L	
n-Butylbenzene	104-51-8	0.50	<0.50	ug/L	
n-Propylbenzene	103-65-1	0.50	<0.50	ug/L	
o-Xylene	95-47-6	0.50	<0.50	ug/L	
sec-Butylbenzene	135-98-8	0.50	<0.50	ug/L	
Styrene	100-42-5	0.50	<0.50	ug/L	
tert-Butylbenzene	98-06-6	0.50	<0.50	ug/L	
Tetrachloroethene	127-18-4	0.50	<0.50	ug/L	
Tetrahydrofuran	109-99-9	10.0	<10.0	ug/L	2.B
Toluene	108-88-3	0.50	<0.50	ug/L	

Client: Delta Well And Pump Co	Client ID: Sands Uniondale Test Zone 2
Date (Time) Collected: 12/14/2024 06:00	Sample ID: Well #1 40 Hours
Date (Time) Received: 12/16/2024 09:43	Laboratory ID: 4121606-02
Matrix: Potable Water	ELAP: #11693

Parameter	CAS No.	LOQ	Result	Units	Flag
trans-1,2-Dichloroethene	156-60-5	0.50	<0.50	ug/L	
trans-1,3-Dichloropropene	10061-02-6	0.50	<0.50	ug/L	
Trichloroethene	79-01-6	0.50	<0.50	ug/L	
Trichlorofluoromethane	75-69-4	0.50	<0.50	ug/L	
Vinyl chloride	75-01-4	0.50	<0.50	ug/L	

Surrogate	CAS No.	% Recovery	Rec. Limits	Flag
1,2-Dichlorobenzene-d4	2199-69-1	92	70-130	
4-Bromofluorobenzene	460-00-4	84	70-130	

Date Prepared: 12/17/2024

Preparation Method: EPA 524.2

Date Analyzed: 12/17/2024

Analytical Method: EPA 524.2

Client: Delta Well And Pump Co	Client ID: Sands Uniondale Test Zone 2
Date (Time) Collected: 12/14/2024 06:00	Sample ID: Well #1 40 Hours
Date (Time) Received: 12/16/2024 09:43	Laboratory ID: 4121606-02
Matrix: Potable Water	ELAP: #11693

**Semivolatile Analysis**

Parameter	CAS No.	LOQ	Result	Units	Flag
1,4-Dioxane	123-91-1	0.0700	<0.0700	ug/L	

Surrogate	CAS No.	% Recovery	Rec. Limits	Flag
1,4-Dioxane-d8	17647-74-4	41	70-130	4.D

Date Prepared: 12/18/2024

Preparation Method: \*\*\* DEFAULT PREP \*\*\*

Date Analyzed: 12/18/2024

Analytical Method: EPA 522

Parameter	CAS No.	LOQ	Result	Units	Flag
11-CESF-3-oxaundecane-1-sulfonate (11CI-PF3OUdS)	763051-92-9	2.00	<2.00	ng/L	
2,3,3,3-Tetrafluoro-2-propanoic acid (HFPO-DA)	13252-13-6	2.00	<2.00	ng/L	4.K
4:2 FTS	757124-72-4	2.00	<2.00	ng/L	
6:2 FTS	27619-97-2	2.00	<2.00	ng/L	
8:2 FTS	39108-34-4	2.00	<2.00	ng/L	
9-CHDF-3-oxanonane-1-sulfonate (9CI-PF3ONS)	756426-58-1	2.00	<2.00	ng/L	
Dodecafluoro-3H-4,8-dioxanonaate (ADONA)	919005-14-4	2.00	<2.00	ng/L	
Hazard Index	N/A	0.10	<0.10	ng/L	
Perfluoro(2-ethoxyethane)sulfonic acid (PFEEESA)	113507-82-7	2.00	<2.00	ng/L	
Perfluoro-3-6,dioxaheptanoic acid (NFDHA)	151772-58-6	2.00	<2.00	ng/L	4.K
Perfluoro-4-oxapentanoic acid (PFMPA)	377-73-1	2.00	<2.00	ng/L	
Perfluoro-5-oxahexanoic acid (PFMBA)	863090-89-5	2.00	<2.00	ng/L	
Perfluorobutanesulfonic Acid (PFBS)	375-73-5	2.00	<2.00	ng/L	
Perfluorobutanoic Acid (PFBA)	375-22-4	20.0	<20.0	ng/L	
Perfluorodecanoic Acid (PFDA)	335-76-2	2.00	<2.00	ng/L	
Perfluorododecanoic Acid (PFDoDa)	307-55-1	2.00	<2.00	ng/L	
Perfluoroheptanesulfonic Acid (PFHpS)	375-92-8	2.00	<2.00	ng/L	
Perfluoroheptanoic Acid (PFHpA)	375-85-9	2.00	<2.00	ng/L	
Perfluorohexanesulfonic Acid (PFHxS)	355-46-4	2.00	<2.00	ng/L	
Perfluorohexanoic Acid (PFHxA)	307-24-4	20.0	<20.0	ng/L	
Perfluorononanoic Acid (PFNA)	375-95-1	2.00	<2.00	ng/L	
Perfluorooctanesulfonic Acid (PFOS)	1763-23-1	2.00	<2.00	ng/L	
Perfluorooctanoic Acid (PFOA)	335-67-1	2.00	<2.00	ng/L	
Perfluoropentanesulfonic Acid (PFPeS)	2706-91-4	2.00	<2.00	ng/L	
Perfluoropentanoic Acid (PFPeA)	2706-90-3	20.0	<20.0	ng/L	
Perfluoroundecanoic Acid (PFUnA)	2058-94-8	2.00	<2.00	ng/L	

Client: Delta Well And Pump Co	Client ID: Sands Uniondale Test Zone 2
Date (Time) Collected: 12/14/2024 06:00	Sample ID: Well #1 40 Hours
Date (Time) Received: 12/16/2024 09:43	Laboratory ID: 4121606-02
Matrix: Potable Water	ELAP: #11693

Surrogate	CAS No.	% Recovery	Rec. Limits	Flag
2,3,3,3-Tetrafluoro-2-(13C3) propanoic acid	13252-13-6	68	50-200	
Perfluoro-n-(1,2,3,4,5,6,7-13C7)undecanoic acid	2058-94-8	43	50-200	4.D
Perfluoro-n-(1,2,3,4,5,6-13C6)decanoic acid	335-76-2	40	50-200	4.D
Perfluoro-n-(1,2,3,4,6-13C5) hexanoic acid	307-24-4	57	50-200	
Perfluoro-n-(1,2,3,4-13C4) heptanoic acid	375-85-9	58	50-200	
Perfluoro-n-(1,2-13C2)dodecanoic acid	307-55-1	40	50-200	4.D
Perfluoro-n-(13C4)butanoic acid	375-22-4	69	50-200	
Perfluoro-n-(13C5)pentanoic acid	2706-90-3	56	50-200	
Perfluoro-n-(13C8)octanoic acid	335-67-1	53	50-200	
Perfluoro-n-(13C9)nonanoic acid	375-95-1	52	50-200	
Sodium perfluoro-1-(1,2,3-13C3)hexanesulfonate	355-46-4	69	50-200	
Sodium perfluoro-1-(1,2-13C2)decanesulfonate	39108-34-4	65	50-200	
Sodium perfluoro-1-(1,2-13C2)octanesulfonate	27619-97-2	61	50-200	
Sodium perfluoro-1-(13C8)octanesulfonate	1763-23-1	72	50-200	
Sodium perfluoro-1-(2,3,4-13C3)butanesulfonate	375-73-5	67	50-200	
Sodium perfluoro-1-(1,2-13C2)hexanesulfonate	757124-72-4	67	50-200	

Internal Standard	CAS No.	% Recovery	Rec. Limits	Flag
Perfluoro-n-(1,2-13C2)octanoic acid	335-67-1		50-150	
Perfluoro-n-(2,3,4-13C3)butanoic acid	375-22-4		50-150	
Sodium perfluoro-1-(1,2,3,4-13C4)octanesulfonate	1763-23-1		50-150	

Date Prepared: 12/18/2024

Preparation Method: No Preparation

Date Analyzed: 12/19/2024

Analytical Method: EPA 533

Client: Delta Well And Pump Co	Client ID: Sands Uniondale Test Zone 2
Date (Time) Collected: 12/14/2024 06:00	Sample ID: Well #1 40 Hours
Date (Time) Received: 12/16/2024 09:43	Laboratory ID: 4121606-02
Matrix: Potable Water	ELAP: #11693

**Total Low Level Metals Analysis**

Parameter	Date Analyzed	Method	MDL	Result	Units	Flag
Calcium	12/19/2024	EPA 200.7, Rev. 4.4 (1994)	1.00	3.84	mg/L	
Iron	12/19/2024	EPA 200.7, Rev. 4.4 (1994)	0.100	<0.100	mg/L	4.B
Magnesium	12/19/2024	EPA 200.7, Rev. 4.4 (1994)	0.100	1.48	mg/L	
Sodium	12/19/2024	EPA 200.7, Rev. 4.4 (1994)	0.250	4.75	mg/L	4.C

Date Prepared: 12/19/2024

Preparation Method: No Preparation

**Total Metals Analysis**

Parameter	Date Analyzed	Method	LOQ	Result	Units	Flag
Antimony	12/19/2024	EPA 200.8, Rev. 5.4	0.0004	<0.0004	mg/L	
Arsenic	12/19/2024	EPA 200.8, Rev. 5.4	0.0014	<0.0014	mg/L	
Barium	12/19/2024	EPA 200.8, Rev. 5.4	0.0020	0.0039	mg/L	
Beryllium	12/19/2024	EPA 200.8, Rev. 5.4	0.0040	<0.0040	mg/L	
Cadmium	12/19/2024	EPA 200.8, Rev. 5.4	0.0010	<0.0010	mg/L	
Chromium	12/19/2024	EPA 200.8, Rev. 5.4	0.0070	<0.0070	mg/L	
Copper	12/19/2024	EPA 200.8, Rev. 5.4	0.0500	<0.0500	mg/L	
Lead	12/19/2024	EPA 200.8, Rev. 5.4	0.0030	<0.0030	mg/L	
Manganese	12/19/2024	EPA 200.8, Rev. 5.4	0.0100	<0.0100	mg/L	
Nickel	12/19/2024	EPA 200.8, Rev. 5.4	0.0005	0.0007	mg/L	
Selenium	12/19/2024	EPA 200.8, Rev. 5.4	0.0500	<0.0500	mg/L	
Silver	12/19/2024	EPA 200.8, Rev. 5.4	0.0100	<0.0100	mg/L	
Thallium	12/19/2024	EPA 200.8, Rev. 5.4	0.0020	<0.0020	mg/L	
Zinc	12/19/2024	EPA 200.8, Rev. 5.4	0.0500	<0.0500	mg/L	

Date Prepared: 12/19/2024

Preparation Method: EPA 200.8

Parameter	Date Analyzed	Method	LOQ	Result	Units	Flag
Mercury	12/20/2024	EPA 245.1, Rev. 3.0 (1994)	0.0005	<0.0005	mg/L	

Date Prepared: 12/19/2024

Preparation Method: EPA 245.1

Parameter	Date Analyzed	Method	LOQ	Result	Units	Flag
Lithium	12/26/2024	EPA 6010D	0.0001	<0.0001	mg/L	

Date Prepared: 12/19/2024

Preparation Method: No Preparation

Parameter	Date Analyzed	Method	LOQ	Result	Units	Flag
Cyanide	12/16/2024	SM 20, 21-23 4500-CN E	0.02	<0.02	mg/L	

Date Prepared: 12/16/2024

Preparation Method: SM 20, 21-23 4500-CN C

Client: Delta Well And Pump Co	Client ID: Sands Uniondale Test Zone 2
Date (Time) Collected: 12/14/2024 06:00	Sample ID: Well #1 40 Hours
Date (Time) Received: 12/16/2024 09:43	Laboratory ID: 4121606-02
Matrix: Potable Water	ELAP: #11693

### Ion Chromatography Analysis

Parameter	Date Analyzed	Method	LOQ	Result	Units	Flag
Chloride	12/16/2024 17:38	EPA 300.0, Rev. 2.1 (1993)	0.500	8.86	mg/L	
Fluoride	12/16/2024 17:38	EPA 300.0, Rev. 2.1 (1993)	0.100	<0.100	mg/L	
Sulfate as SO4	12/16/2024 17:38	EPA 300.0, Rev. 2.1 (1993)	0.200	0.662	mg/L	

Date Prepared: 12/16/2024

Preparation Method: IC PW Prep

### Low Level Ion Chromatography Analysis

H

Parameter	Date Analyzed	Method	MDL	Result	Units	Flag
Nitrate as N	12/16/2024 17:38	EPA 300.0, Rev. 2.1 (1993)	0.010	3.36	mg/L	H
Nitrite as N	12/16/2024 17:38	EPA 300.0, Rev. 2.1 (1993)	0.004	<0.004	mg/L	H

Date Prepared: 12/16/2024

Preparation Method: IC PW Prep

Client: Delta Well And Pump Co	Client ID: Sands Uniondale Test Zone 2
Date (Time) Collected: 12/14/2024 06:00	Sample ID: Well #1 40 Hours
Date (Time) Received: 12/16/2024 09:43	Laboratory ID: 4121606-02
Matrix: Potable Water	ELAP: #11693

**General Chemistry Parameters**

Parameter	Date Analyzed	Method	LOQ	Result	Units	Flag
Calcium Hardness	12/19/2024	Calculation	2.50	9.59	mg/L	
Langlier Index	12/17/2024 12:32	Calculation	-6.00	-4.00	LSI	

Date Prepared: 12/17/2024

Preparation Method: No Preparation

Parameter	Date Analyzed	Method	LOQ	Result	Units	Flag
Specific Conductance	12/16/2024 15:58	EPA 120.1 (Rev. 1982)	2.000	7.040	umhos/cm @ 25 Deg C	

Date Prepared: 12/16/2024

Preparation Method: No Preparation

Parameter	Date Analyzed	Method	LOQ	Result	Units	Flag
pH	12/16/2024 15:54	SM 18-21 4500-H B (00)	NA	6.31	units	1.C, 2.B
Temperature @ pH in C	12/16/2024 15:54	SM 18-21 4500-H B (00)	NA	22.00	units	1.C, 2.B

Date Prepared: 12/16/2024

Preparation Method: pH- No Preparation

Parameter	Date Analyzed	Method	LOQ	Result	Units	Flag
Color, Apparent	12/16/2024 11:25	SM 2120B-2011	5.00	<5.00	PtCo Units	
pH @ Color	12/16/2024 11:25	SM 2120B-2011	NA	7.00	Units	

Date Prepared: 12/16/2024

Preparation Method: No Preparation

Parameter	Date Analyzed	Method	LOQ	Result	Units	Flag
Turbidity	12/17/2024 17:12	SM 21-23 2130 B (-01)	0.05	0.26	NTU	1.C

Date Prepared: 12/17/2024

Preparation Method: No Preparation

Parameter	Date Analyzed	Method	LOQ	Result	Units	Flag
Odor@60C	12/16/2024 11:57	SM 21-23 2150B (-97)	0	<0	T.O.N.	

Date Prepared: 12/16/2024

Preparation Method: No Preparation

Parameter	Date Analyzed	Method	LOQ	Result	Units	Flag
The alkalinity to pH 4.5	12/16/2024 14:36	SM 21-23 2320B (-97)	5.00	5.00	mg CaCO3/L	

Date Prepared: 12/16/2024

Preparation Method: No Preparation

Parameter	Date Analyzed	Method	LOQ	Result	Units	Flag
Total Dissolved Solids	12/18/2024 09:50	SM 21-23 2540C (-97)	5.0	69.0	mg/L	

Date Prepared: 12/16/2024

Preparation Method: No Preparation

Parameter	Date Analyzed	Method	LOQ	Result	Units	Flag
Methylene Blue Active Substances	12/16/2024 13:45	SM 21-23 5540C (-00)	0.10	<0.10	calc LAS, mol wt 340	

Date Prepared: 12/16/2024

Preparation Method: No Preparation

Client: Delta Well And Pump Co	Client ID: Sands Uniondale Test Zone 2
Date (Time) Collected: 12/14/2024 06:00	Sample ID: Well #1 40 Hours
Date (Time) Received: 12/16/2024 09:43	Laboratory ID: 4121606-02
Matrix: Potable Water	ELAP: #11693

Parameter	Date Analyzed	Method	LOQ	Result	Units	Flag
Total Hardness	12/19/2024	SM2340B-2011	2.91	15.7	mg/L CaCO3	

Date Prepared: 12/19/2024

Preparation Method: [CALC]

Parameter	Date Analyzed	Method	LOQ	Result	Units	Flag
Ammonia as N	12/19/2024 14:05	SM4500-NH3C	1.00	<1.00	mg/L	2.B

Date Prepared: 12/19/2024

Preparation Method: SM4500-NH3 B-97,-11

Client: Delta Well And Pump Co	Client ID: Sands Uniondale Test Zone 2
Date (Time) Collected: 12/14/2024 06:00	Sample ID: Well #1 40 Hours
Date (Time) Received: 12/16/2024 09:43	Laboratory ID: 4121606-02
Matrix: Potable Water	ELAP: #11693

### Subcontracted Analyses

Parameter	Date Analyzed	Method	LOQ	Result	Units	Flag
2,3,7,8-Tetrachlorodibenzo-p-dioxin	12/26/2024 13:31	EPA 1613B	10	<10	pg/L	6.Z

Date Prepared: 12/18/2024

Preparation Method: Outside Preparation

Parameter	Date Analyzed	Method	LOQ	Result	Units	Flag
Uranium	12/26/2024 13:31	EPA 200.8, Rev. 5.4	1.0	<1.0	ug/L	6.Z

Date Prepared: 12/18/2024

Preparation Method: Outside Preparation

Parameter	Date Analyzed	Method	LOQ	Result	Units	Flag
Perchlorate	12/26/2024 13:31	EPA 314.0	0.05	<0.05	ug/L	6.Z

Date Prepared: 12/18/2024

Preparation Method: Outside Preparation

Parameter	CAS No.	LOQ	Result	Units	Flag
1,2-Dibromo-3-chloropropane	96-12-8	0.0170	<0.0170	ug/L	6.Z
1,2-Dibromoethane	106-93-4	0.0170	<0.0170	ug/L	6.Z

Date Prepared: 12/18/2024

Preparation Method: Outside Preparation

Date Analyzed: 12/26/2024

Analytical Method: EPA 504.1

Parameter	CAS No.	LOQ	Result	Units	Flag
Aroclor-1016	12674-11-2	0.530	<0.530	ug/L	6.Z
Aroclor-1221	11104-28-2	0.530	<0.530	ug/L	6.Z
Aroclor-1232	11141-16-5	0.530	<0.530	ug/L	6.Z
Aroclor-1242	53469-21-9	0.530	<0.530	ug/L	6.Z
Aroclor-1248	12672-29-6	0.530	<0.530	ug/L	6.Z
Aroclor-1254	11097-69-1	0.530	<0.530	ug/L	6.Z
Aroclor-1260	11096-82-5	0.530	<0.530	ug/L	6.Z
Chlordane	12789-03-6	0.100	<0.100	ug/L	6.Z
Toxaphene	8001-35-2	1.00	<1.00	ug/L	6.Z

Date Prepared: 12/18/2024

Preparation Method: Outside Preparation

Date Analyzed: 12/26/2024

Analytical Method: EPA 508.1

Parameter	CAS No.	LOQ	Result	Units	Flag
2,4,5-TP (Silvex)	93-72-1	0.26	<0.26	ug/L	6.Z
2,4-D	94-75-7	0.52	<0.52	ug/L	6.Z
Dalapon	75-99-0	5.20	<5.20	ug/L	6.Z
Dicamba	1918-00-9	5.00	<5.00	ug/L	6.Z
Dinoseb	88-85-7	1.00	<1.00	ug/L	6.Z
Pentachlorophenol	87-86-5	5.00	<5.00	ug/L	6.Z
Picloram	1918-02-1	0.52	<0.52	ug/L	6.Z

Client: Delta Well And Pump Co	Client ID: Sands Uniondale Test Zone 2
Date (Time) Collected: 12/14/2024 06:00	Sample ID: Well #1 40 Hours
Date (Time) Received: 12/16/2024 09:43	Laboratory ID: 4121606-02
Matrix: Potable Water	ELAP: #11693

Date Prepared: 12/18/2024

Preparation Method: Outside Preparation

Date Analyzed: 12/26/2024

Analytical Method: EPA 515.1

Parameter	CAS No.	LOQ	Result	Units	Flag
Alachlor	15972-60-8	0.21	<0.21	ug/L	6.Z
Aldrin	309-00-2	0.50	<0.50	ug/L	6.Z
Atrazine	1912-24-9	0.21	<0.21	ug/L	6.Z
Benzo (a) pyrene	50-32-8	0.21	<0.21	ug/L	6.Z
Bis-(2-Ethylhexyl) Adipate	103-23-1	1.60	<1.60	ug/L	6.Z
Bis(2-ethylhexyl) phthalate	117-81-7	2.10	<2.10	ug/L	6.Z
Butachlor	23184-66-9	0.50	<0.50	ug/L	6.Z
Chlordane	12789-03-6	0.50	<0.50	ug/L	6.Z
Dieldrin	60-57-1	0.50	<0.50	ug/L	6.Z
Endrin	72-20-8	0.54	<0.54	ug/L	6.Z
Heptachlor	76-44-8	0.21	<0.21	ug/L	6.Z
Heptachlor epoxide	1024-57-3	0.43	<0.43	ug/L	6.Z
Hexachlorobenzene	118-74-1	0.21	<0.21	ug/L	6.Z
Hexachlorocyclopentadiene	77-47-4	2.10	<2.10	ug/L	6.Z
Lindane	58-89-9	0.21	<0.21	ug/L	6.Z
Methoxychlor	72-43-5	0.54	<0.54	ug/L	6.Z
Metolachlor	51218-45-2	0.50	<0.50	ug/L	6.Z
Metribuzin	21087-64-9	0.50	<0.50	ug/L	6.Z
Pentachlorophenol	87-86-5	0.50	<0.50	ug/L	6.Z
Propachlor	1918-16-7	0.50	<0.50	ug/L	6.Z
Simazine	122-34-9	0.54	<0.54	ug/L	6.Z
Toxaphene	8001-35-2	0.50	<0.50	ug/L	6.Z

Date Prepared: 12/18/2024

Preparation Method: Outside Preparation

Date Analyzed: 12/26/2024

Analytical Method: EPA 525.2

Parameter	CAS No.	LOQ	Result	Units	Flag
3-Hydroxycarbofuran	16655-82-6	0.50	<0.50	ug/L	6.Z
Aldicarb	116-06-3	0.50	<0.50	ug/L	6.Z
Aldicarb Sulfone	1646-88-4	0.70	<0.70	ug/L	6.Z
Aldicarb Sulfoxide	1646-87-3	0.50	<0.50	ug/L	6.Z
Carbaryl	63-25-2	0.50	<0.50	ug/L	6.Z
Carbofuran	1563-66-2	0.90	<0.90	ug/L	6.Z
Methomyl	16752-77-5	0.50	<0.50	ug/L	6.Z
Oxamyl	23135-22-0	1.0	<1.0	ug/L	6.Z

Client: Delta Well And Pump Co	Client ID: Sands Uniondale Test Zone 2
Date (Time) Collected: 12/14/2024 06:00	Sample ID: Well #1 40 Hours
Date (Time) Received: 12/16/2024 09:43	Laboratory ID: 4121606-02
Matrix: Potable Water	ELAP: #11693

Parameter	CAS No.	LOQ	Result	Units	Flag
-----------	---------	-----	--------	-------	------

Date Prepared: 12/18/2024

Preparation Method: Outside Preparation

Date Analyzed: 12/26/2024

Analytical Method: EPA 531.2

Parameter	Date Analyzed	Method	LOQ	Result	Units	Flag
Glyphosate	12/26/2024 13:31	EPA 547	6.00	<6.00	ug/L	6.Z

Date Prepared: 12/18/2024

Preparation Method: Outside Preparation

Parameter	Date Analyzed	Method	LOQ	Result	Units	Flag
Endothall	12/26/2024 13:31	EPA 548.1	9.00	<9.00	ug/L	6.Z

Date Prepared: 12/18/2024

Preparation Method: Outside Preparation

Parameter	Date Analyzed	Method	LOQ	Result	Units	Flag
Diquat	12/26/2024 13:31	EPA 549.2	0.90	<0.90	ug/L	6.Z

Date Prepared: 12/18/2024

Preparation Method: Outside Preparation

Parameter	CAS No.	LOQ	Result	Units	Flag
Radium-226	NA	1.00	<1.00	pCi/L	6.Z

Date Prepared: 12/18/2024

Preparation Method: Outside Preparation

Date Analyzed: 12/26/2024

Analytical Method: EPA 903.0

Parameter	CAS No.	LOQ	Result	Units	Flag
Radium-228	NA	1.00	<1.00	pCi/L	6.Z

Date Prepared: 12/18/2024

Preparation Method: Outside Preparation

Date Analyzed: 12/26/2024

Analytical Method: EPA 904.0

Parameter	CAS No.	LOQ	Result	Units	Flag
Alpha, Gross	NA	3.00	<3.00	pCi/L	6.Z
Beta, Gross	NA	4.00	<4.00	pCi/L	6.Z

Date Prepared: 12/18/2024

Preparation Method: Outside Preparation

Date Analyzed: 12/26/2024

Analytical Method: EPA 9310

**Data Qualifiers Key Reference:**

- 1.C Holding time exceeded, analyze immediate parameter.
- 2.B Parameter not certifiable by NELAP.
- 4.B Estimated value, results may have a higher degree of uncertainty as a result of reporting to the MDL but below LOQ.
- 4.C Target compound found in blank.
- 4.D Surrogate recovery has failed low.
- 4.F Spike recovery does not meet QC criteria due to high target compound concentration.
- 4.G Spike recovery out of range due to matrix interference.
- 4.K Continuing Calibration Verification (CCV) quality control levels failed high.
- 6.Z Subcontractor ELAP #10670
- MDL Minimum Detection Limit
- LOQ Limit of Quantitation
- H Holding Time Exceeded



# CHAIN OF CUSTODY / REQUEST FOR ANALYSIS DOCUMENT

CLIENT NAME/ADDRESS <b>DELTA Wells Pump</b> <b>97 Union Ave Ronkonkoma</b>				CONTACT: <b>Chris@deltauwell.com</b>				SAMPLER (SIGNATURE) <b>CLIENT</b>				SAMPLE(S) SEALED <b>YES/NO</b>		<b>4121606</b>	
PROJECT LOCATION: <b>SANDS UNWOODALE</b>				PHONE: <b>631-981-2255</b>				SAMPLER NAME (PRINT) <b>CLIENT</b>				CORRECT CONTAINER(S) <b>YES/NO</b>			
REPORTS EMAIL:				INVOICE EMAIL:				SAMPLES RECEIVED AT <b>2.4 °C</b>				ANALYSIS REQUIRED TOCS PFCs SWOCs SOCIS WOCs			
LABORATORY ID # <small>For Laboratory Use Only</small>		MATRIX	TYPE	PH	RES. CHLORINE	PRES.	DATE	TIME	SAMPLE # LOCATION		# OF CONTAINERS				
1.	01	PW	G						Well# 1	24hrs	✓	✓	✓	✓	✓
2.	02	PW	G						Well# 1	40hrs	✓	✓	✓	✓	✓
3.															
4.															
5.															
6.															
7.															
8.															
9.															
10.															
11.															
12.															
13.															
14.															

**Matrix Legend:** S=SOIL; SL=SLUDGE; DW=DRINKING WATER; A=AIR; W=WIPE; PC=PAINT CHIPS; BM= BULK MATERIAL, O=OIL, WW=WASTE WATER  
**Type:** G=GRAB; C=COMPOSITE; SS=SPLIT SPOON  
**Pres:** (1) ICE; (2) HCL; (3) H<sub>2</sub>SO<sub>4</sub>; (4) NaOH; (5) Na<sub>2</sub>S<sub>2</sub>O<sub>3</sub>; (6) HNO<sub>3</sub>; (7) OTHER

**Turnaround Required:**  NORMAL  STAT BY **/ /**

**Comments / Instructions:** **By Client**

**Sample Preservation:**  
 7. Sample Preserved w/H<sub>2</sub>SO<sub>4</sub> By: **Client**  
 8. Sample Preserved w/NaOH By: **Client**  
 10. Preserved with H<sub>2</sub>SO<sub>4</sub> By: **Client**  
 10. Preserved with HCl By: **Client**  
 14. Preserved with: Ammonium Acetate

RELINQUISHED BY (SIGNATURE) <b>Romano</b>	DATE <b>12/16/24</b>	PRINTED NAME <b>Colleen Romano</b>	RECEIVED BY (SIGNATURE) <b>[Signature]</b>	DATE <b>12/19/24</b>	PRINTED NAME <b>[Signature]</b>
RELINQUISHED BY (SIGNATURE)	DATE	PRINTED NAME	RECEIVED BY SAMPLE CUSTODIAN <b>[Signature]</b>	DATE <b>12/19/24</b>	PRINTED NAME <b>[Signature]</b>

**Data Qualifiers Key Reference:**

- 1.C Holding time exceeded, analyze immediate parameter.
- 2.B Parameter not certifiable by NELAP.
- 4.B Estimated value, results may have a higher degree of uncertainty as a result of reporting to the MDL but below LOQ.
- 4.C Target compound found in blank.
- 4.D Surrogate recovery has failed low.
- 4.K Continuing Calibration Verification (CCV) quality control levels failed high.
- 6.G Subcontractor ELAP #11467
- 6.Z Subcontractor ELAP #10670
- MDL Minimum Detection Limit
- LOQ Limit of Quantitation
- H Holding Time Exceeded



TOMORROW'S ANALYTICAL SOLUTIONS TODAY™

# CHAIN OF CUSTODY / REQUEST FOR ANALYSIS DOCUMENT

CLIENT NAME/ADDRESS <i>Delta Well Pump 97 Unaw Ave Konkonkoma</i>			CONTACT: <i>Chriso@delatwell.com</i>		SAMPLER (SIGNATURE) <i>CLIENT</i>		SAMPLE(S) SEALED YES/NO		<b>4121137</b>
PROJECT LOCATION: <i>SANDS UNIONDALE</i>			PHONE: <i>631 981-2255</i>		SAMPLER NAME (PRINT) <i>CLIENT</i>		CORRECT CONTAINER(S) YES/NO		
REPORTS EMAIL:			INVOICE EMAIL:		SAMPLES RECEIVED AT <i>2.9 °C</i>		ANALYSIS REQUIRED <i>L4 Dioxin TLOCs PFCs-533 SVOCs-525 VOCs</i>		

LABORATORY ID # <small>For Laboratory Use Only</small>	MATRIX	TYPE	PH	RES. CHLORINE	PRES.	DATE	TIME	SAMPLE # LOCATION	ANALYSIS REQUIRED					# OF CONTAINERS
									L4 Dioxin	TLOCs	PFCs-533	SVOCs-525	VOCs	
1. <i>01</i>	<i>PW</i>	<i>G</i>		<i>/</i>		<i>12-10-24</i>	<i>15:00</i>	<i>Well #1 24 HRS</i>	<input checked="" type="checkbox"/>	<input checked="" type="checkbox"/>	<input checked="" type="checkbox"/>	<input checked="" type="checkbox"/>	<input checked="" type="checkbox"/>	
2. <i>02</i>	<i>PW</i>	<i>G</i>		<i>/</i>		<i>12-11-24</i>	<i>7:00</i>	<i>Well #1 40 HRS</i>	<input checked="" type="checkbox"/>	<input checked="" type="checkbox"/>	<input checked="" type="checkbox"/>	<input checked="" type="checkbox"/>	<input checked="" type="checkbox"/>	
3.														
4.														
5.								<i>Preserved with: HNO3 By Client'solph</i>						
6.														
7.								<i>Sample Preserved with HCL By Client'solph</i>						
8.														
9.														
10.								<i>Preserved with: Ammonium Acetate By Client'solph</i>						
11.														
12.														
13.														
14.														

MATRIX: S=SOIL; SL=SLUDGE; DW=DRINKING WATER; A=AIR; W=WIPE; PC=PAINT CHIPS; BM= BULK MATERIAL, O=OIL, WW=WASTE WATER TYPE: G=GRAB; C=COMPOSITE; SS=SPLIT SPOON PRES: (1) ICE; (2) HCL; (3) H <sub>2</sub> SO <sub>4</sub> ; (4) NaOH; (5) Na <sub>2</sub> S <sub>2</sub> O <sub>3</sub> ; (6) HNO <sub>3</sub> ; (7) OTHER			TURNAROUND REQUIRED: <input type="checkbox"/> NORMAL <input type="checkbox"/> STAT BY / /		COMMENTS / INSTRUCTIONS		
--	--	--	---	--	-------------------------	--	--

RELINQUISHED BY (SIGNATURE) <i>Chomano</i>	DATE <i>12/12/24</i>	PRINTED NAME	RECEIVED BY (SIGNATURE)	DATE	PRINTED NAME
	TIME <i>11:40</i>				
RELINQUISHED BY (SIGNATURE)	DATE	PRINTED NAME	RECEIVED BY SAMPLE CUSTODIAN	DATE <i>12-11-24</i>	PRINTED NAME
	TIME		<i>[Signature]</i>	TIME <i>11:51</i>	<i>Evan Lobbaso</i>



**LONG  
ISLAND  
ANALYTICAL  
LABORATORIES INC.**

**"TOMORROWS ANALYTICAL SOLUTIONS TODAY"**

Laboratory Report

NYSDOH ELAP# 11693  
USEPA# NY01273  
CTDOH# PH-0284  
AIHA# 164456  
NJDEP# NY012  
PADEP# 68-2943

LIAL# 4121703

January 02, 2025

Delta Well And Pump Co  
Chris Okon  
PO Box 1309  
Ronkonkoma, NY 11779

**Re: Sands Uniondale Test Zone 3**

Dear Chris Okon,

Enclosed please find the laboratory Analysis Report(s) for sample(s) received on December 17, 2024. Long Island Analytical laboratories analyzed the samples on December 26, 2024 for the following:

SAMPLE ID	ANALYSIS
Well #1 24 Hours	Calcium Hardness, EPA 522, EPA 533, Li by ICP, POC/IOC, Radionuclides, SOCs, Total Hardness
Well #1 40 Hours	Calcium Hardness, EPA 522, EPA 533, Li by ICP, POC/IOC, Radionuclides, SOCs, Total Hardness

Samples received at 1.3 ° C

1.C Holding time exceeded, analyze immediate parameter.

If you have any questions or require further information, please call at your convenience. Long Island Analytical Laboratories Inc. is a NELAP accredited laboratory. All reported results meet the requirements of the NELAP standards unless noted. Report shall not be reproduced except in full without the written approval of the laboratory. Results related only to items tested. Long Island Analytical Laboratories would like to thank you for the opportunity to be of service to you.

Best Regards,

**Long Island Analytical Laboratories, Inc.**

**Michael D. Veraldi**  
Laboratory Technical Director

Client: Delta Well And Pump Co	Client ID: Sands Uniondale Test Zone 3
Date (Time) Collected: 12/16/2024 14:00	Sample ID: Well #1 24 Hours
Date (Time) Received: 12/17/2024 09:20	Laboratory ID: 4121703-01
Matrix: Potable Water	ELAP: #11693

**Volatiles Analysis**

Parameter	CAS No.	LOQ	Result	Units	Flag
1,1,1,2-Tetrachloroethane	630-20-6	0.50	<0.50	ug/L	
1,1,1-Trichloroethane	71-55-6	0.50	<0.50	ug/L	
1,1,2,2-Tetrachloroethane	79-34-5	0.50	<0.50	ug/L	
1,1,2-Trichloro-1,2,2-trifluoroethane	76-13-1	0.50	<0.50	ug/L	2.B
1,1,2-Trichloroethane	79-00-5	0.50	<0.50	ug/L	
1,1-Dichloroethane	75-34-3	0.50	<0.50	ug/L	
1,1-Dichloroethene	75-35-4	0.50	<0.50	ug/L	
1,1-Dichloropropene	563-58-6	0.50	<0.50	ug/L	
1,2,3-Trichlorobenzene	87-61-6	0.50	<0.50	ug/L	
1,2,3-Trichloropropane	96-18-4	0.50	<0.50	ug/L	
1,2,4-Trichlorobenzene	120-82-1	0.50	<0.50	ug/L	
1,2,4-Trimethylbenzene	95-63-6	0.50	<0.50	ug/L	
1,2-Dichlorobenzene	95-50-1	0.50	<0.50	ug/L	
1,2-Dichloroethane	107-06-2	0.50	<0.50	ug/L	
1,2-Dichloropropane	78-87-5	0.50	<0.50	ug/L	
1,3,5-Trimethylbenzene	108-67-8	0.50	<0.50	ug/L	
1,3-Dichlorobenzene	541-73-1	0.50	<0.50	ug/L	
1,3-Dichloropropane	142-28-9	0.50	<0.50	ug/L	
1,4-Dichlorobenzene	106-46-7	0.50	<0.50	ug/L	
2,2-Dichloropropane	594-20-7	0.50	<0.50	ug/L	
2-Chlorotoluene	95-49-8	0.50	<0.50	ug/L	
4-Chlorotoluene	106-43-4	0.50	<0.50	ug/L	
4-Isopropyltoluene	99-87-6	0.50	<0.50	ug/L	
Benzene	71-43-2	0.50	<0.50	ug/L	
Bromobenzene	108-86-1	0.50	<0.50	ug/L	
Bromochloromethane	74-97-5	0.50	<0.50	ug/L	
Bromodichloromethane	75-27-4	0.50	<0.50	ug/L	
Bromoform	75-25-2	0.50	<0.50	ug/L	
Bromomethane	74-83-9	0.50	<0.50	ug/L	

Client: Delta Well And Pump Co	Client ID: Sands Uniondale Test Zone 3
Date (Time) Collected: 12/16/2024 14:00	Sample ID: Well #1 24 Hours
Date (Time) Received: 12/17/2024 09:20	Laboratory ID: 4121703-01
Matrix: Potable Water	ELAP: #11693

Parameter	CAS No.	LOQ	Result	Units	Flag
Carbon Tetrachloride	56-23-5	0.50	<0.50	ug/L	
Chlorobenzene	108-90-7	0.50	<0.50	ug/L	
Chlorodifluoromethane	75-45-6	0.50	<0.50	ug/L	2.B
Chloroethane	75-00-3	0.50	<0.50	ug/L	
Chloroform	67-66-3	0.50	<0.50	ug/L	
Chloromethane	74-87-3	0.50	<0.50	ug/L	
cis-1,2-Dichloroethene	156-59-2	0.50	<0.50	ug/L	
cis-1,3-Dichloropropene	10061-01-5	0.50	<0.50	ug/L	
Dibromochloromethane	124-48-1	0.50	<0.50	ug/L	
Dibromomethane	74-95-3	0.50	<0.50	ug/L	
Dichlorodifluoromethane	75-71-8	0.50	<0.50	ug/L	
Ethylbenzene	100-41-4	0.50	<0.50	ug/L	
Hexachlorobutadiene	87-68-3	0.50	<0.50	ug/L	
Isopropylbenzene (Cumene)	98-82-8	0.50	<0.50	ug/L	
m,p-Xylenes	108-38-3/106-42-3	1.00	<1.00	ug/L	
Methyl Ethyl Ketone (2-Butanone)	78-93-3	10.0	<10.0	ug/L	2.B
Methylene Chloride	75-09-2	1.00	<1.00	ug/L	
Methyl-tert-Butyl Ether	1634-04-4	0.50	<0.50	ug/L	
Naphthalene	91-20-3	5.00	<5.00	ug/L	
n-Butylbenzene	104-51-8	0.50	<0.50	ug/L	
n-Propylbenzene	103-65-1	0.50	<0.50	ug/L	
o-Xylene	95-47-6	0.50	<0.50	ug/L	
sec-Butylbenzene	135-98-8	0.50	<0.50	ug/L	
Styrene	100-42-5	0.50	<0.50	ug/L	
tert-Butylbenzene	98-06-6	0.50	<0.50	ug/L	
Tetrachloroethene	127-18-4	0.50	<0.50	ug/L	
Tetrahydrofuran	109-99-9	10.0	<10.0	ug/L	2.B
Toluene	108-88-3	0.50	<0.50	ug/L	

Client: Delta Well And Pump Co	Client ID: Sands Uniondale Test Zone 3
Date (Time) Collected: 12/16/2024 14:00	Sample ID: Well #1 24 Hours
Date (Time) Received: 12/17/2024 09:20	Laboratory ID: 4121703-01
Matrix: Potable Water	ELAP: #11693

Parameter	CAS No.	LOQ	Result	Units	Flag
trans-1,2-Dichloroethene	156-60-5	0.50	<0.50	ug/L	
trans-1,3-Dichloropropene	10061-02-6	0.50	<0.50	ug/L	
Trichloroethene	79-01-6	0.50	<0.50	ug/L	
Trichlorofluoromethane	75-69-4	0.50	<0.50	ug/L	
Vinyl chloride	75-01-4	0.50	<0.50	ug/L	

Surrogate	CAS No.	% Recovery	Rec. Limits	Flag
1,2-Dichlorobenzene-d4	2199-69-1	93	70-130	
4-Bromofluorobenzene	460-00-4	84	70-130	

Date Prepared: 12/17/2024

Preparation Method: EPA 524.2

Date Analyzed: 12/17/2024

Analytical Method: EPA 524.2

Client: Delta Well And Pump Co	Client ID: Sands Uniondale Test Zone 3
Date (Time) Collected: 12/16/2024 14:00	Sample ID: Well #1 24 Hours
Date (Time) Received: 12/17/2024 09:20	Laboratory ID: 4121703-01
Matrix: Potable Water	ELAP: #11693

**Semivolatile Analysis**

Parameter	CAS No.	LOQ	Result	Units	Flag
1,4-Dioxane	123-91-1	0.0700	<0.0700	ug/L	

Surrogate	CAS No.	% Recovery	Rec. Limits	Flag
1,4-Dioxane-d8	17647-74-4	76	70-130	

Date Prepared: 12/18/2024

Preparation Method: \*\*\* DEFAULT PREP \*\*\*

Date Analyzed: 12/18/2024

Analytical Method: EPA 522

Parameter	CAS No.	LOQ	Result	Units	Flag
11-CESF-3-oxaundecane-1-sulfonate (11CI-PF3OUdS)	763051-92-9	1.67	<1.67	ng/L	
2,3,3,3-Tetrafluoro-2-propanoic acid (HFPO-DA)	13252-13-6	1.67	<1.67	ng/L	4.K
4:2 FTS	757124-72-4	1.67	<1.67	ng/L	
6:2 FTS	27619-97-2	1.67	<1.67	ng/L	
8:2 FTS	39108-34-4	1.67	<1.67	ng/L	
9-CHDF-3-oxanonane-1-sulfonate (9CI-PF3ONS)	756426-58-1	1.67	<1.67	ng/L	
Dodecafluoro-3H-4,8-dioxanonaate (ADONA)	919005-14-4	1.67	<1.67	ng/L	
Hazard Index	N/A	0.08	<0.08	ng/L	
Perfluoro(2-ethoxyethane)sulfonic acid (PFEEESA)	113507-82-7	1.67	<1.67	ng/L	
Perfluoro-3-6,dioxaheptanoic acid (NFDHA)	151772-58-6	1.67	<1.67	ng/L	4.K
Perfluoro-4-oxapentanoic acid (PFMPA)	377-73-1	1.67	<1.67	ng/L	
Perfluoro-5-oxahexanoic acid (PFMBA)	863090-89-5	1.67	<1.67	ng/L	
Perfluorobutanesulfonic Acid (PFBS)	375-73-5	1.67	<1.67	ng/L	
Perfluorobutanoic Acid (PFBA)	375-22-4	16.7	<16.7	ng/L	
Perfluorodecanoic Acid (PFDA)	335-76-2	1.67	<1.67	ng/L	
Perfluorododecanoic Acid (PFDoDa)	307-55-1	1.67	<1.67	ng/L	
Perfluoroheptanesulfonic Acid (PFHpS)	375-92-8	1.67	<1.67	ng/L	
Perfluoroheptanoic Acid (PFHpA)	375-85-9	1.67	<1.67	ng/L	
Perfluorohexanesulfonic Acid (PFHxS)	355-46-4	1.67	<1.67	ng/L	
Perfluorohexanoic Acid (PFHxA)	307-24-4	16.7	<16.7	ng/L	
Perfluorononanoic Acid (PFNA)	375-95-1	1.67	<1.67	ng/L	
Perfluorooctanesulfonic Acid (PFOS)	1763-23-1	1.67	<1.67	ng/L	
Perfluorooctanoic Acid (PFOA)	335-67-1	1.67	<1.67	ng/L	
Perfluoropentanesulfonic Acid (PFPeS)	2706-91-4	1.67	<1.67	ng/L	
Perfluoropentanoic Acid (PFPeA)	2706-90-3	16.7	<16.7	ng/L	
Perfluoroundecanoic Acid (PFUnA)	2058-94-8	1.67	<1.67	ng/L	

Client: Delta Well And Pump Co	Client ID: Sands Uniondale Test Zone 3
Date (Time) Collected: 12/16/2024 14:00	Sample ID: Well #1 24 Hours
Date (Time) Received: 12/17/2024 09:20	Laboratory ID: 4121703-01
Matrix: Potable Water	ELAP: #11693

Surrogate	CAS No.	% Recovery	Rec. Limits	Flag
2,3,3,3-Tetrafluoro-2-(13C3) propanoic acid	13252-13-6	70	50-200	
Perfluoro-n-(1,2,3,4,5,6,7-13C7)undecanoic acid	2058-94-8	30	50-200	4.D
Perfluoro-n-(1,2,3,4,5,6-13C6)decanoic acid	335-76-2	28	50-200	4.D
Perfluoro-n-(1,2,3,4,6-13C5) hexanoic acid	307-24-4	53	50-200	
Perfluoro-n-(1,2,3,4-13C4) heptanoic acid	375-85-9	60	50-200	
Perfluoro-n-(1,2-13C2)dodecanoic acid	307-55-1	31	50-200	4.D
Perfluoro-n-(13C4)butanoic acid	375-22-4	65	50-200	
Perfluoro-n-(13C5)pentanoic acid	2706-90-3	59	50-200	
Perfluoro-n-(13C8)octanoic acid	335-67-1	50	50-200	
Perfluoro-n-(13C9)nonanoic acid	375-95-1	47	50-200	4.D
Sodium perfluoro-1-(1,2,3-13C3)hexanesulfonate	355-46-4	67	50-200	
Sodium perfluoro-1-(1,2-13C2)decanesulfonate	39108-34-4	52	50-200	
Sodium perfluoro-1-(1,2-13C2)octanesulfonate	27619-97-2	62	50-200	
Sodium perfluoro-1-(13C8)octanesulfonate	1763-23-1	55	50-200	
Sodium perfluoro-1-(2,3,4-13C3)butanesulfonate	375-73-5	70	50-200	
Sodium perfluoro-1-(1,2-13C2)hexanesulfonate	757124-72-4	62	50-200	

Internal Standard	CAS No.	% Recovery	Rec. Limits	Flag
Perfluoro-n-(1,2-13C2)octanoic acid	335-67-1	112	50-150	
Perfluoro-n-(2,3,4-13C3)butanoic acid	375-22-4	109	50-150	
Sodium perfluoro-1-(1,2,3,4-13C4)octanesulfonate	1763-23-1	118	50-150	

Date Prepared: 12/18/2024

Preparation Method: No Preparation

Date Analyzed: 12/20/2024

Analytical Method: EPA 533

Client: Delta Well And Pump Co	Client ID: Sands Uniondale Test Zone 3
Date (Time) Collected: 12/16/2024 14:00	Sample ID: Well #1 24 Hours
Date (Time) Received: 12/17/2024 09:20	Laboratory ID: 4121703-01
Matrix: Potable Water	ELAP: #11693

### Total Low Level Metals Analysis

Parameter	Date Analyzed	Method	MDL	Result	Units	Flag
Calcium	12/19/2024	EPA 200.7, Rev. 4.4 (1994)	1.00	2.04	mg/L	
Iron	12/19/2024	EPA 200.7, Rev. 4.4 (1994)	0.100	0.103	mg/L	
Magnesium	12/19/2024	EPA 200.7, Rev. 4.4 (1994)	0.100	0.681	mg/L	
Sodium	12/19/2024	EPA 200.7, Rev. 4.4 (1994)	0.250	3.79	mg/L	

Date Prepared: 12/19/2024

Preparation Method: No Preparation

### Total Metals Analysis

Parameter	Date Analyzed	Method	LOQ	Result	Units	Flag
Antimony	12/23/2024	EPA 200.8, Rev. 5.4	0.0004	<0.0004	mg/L	4.C
Arsenic	12/23/2024	EPA 200.8, Rev. 5.4	0.0014	<0.0014	mg/L	4.C
Barium	12/23/2024	EPA 200.8, Rev. 5.4	0.0020	0.0036	mg/L	4.C
Beryllium	12/23/2024	EPA 200.8, Rev. 5.4	0.0040	<0.0040	mg/L	
Cadmium	12/23/2024	EPA 200.8, Rev. 5.4	0.0010	<0.0010	mg/L	4.C
Chromium	12/23/2024	EPA 200.8, Rev. 5.4	0.0070	<0.0070	mg/L	
Copper	12/23/2024	EPA 200.8, Rev. 5.4	0.0500	<0.0500	mg/L	
Lead	12/23/2024	EPA 200.8, Rev. 5.4	0.0030	<0.0030	mg/L	
Manganese	12/23/2024	EPA 200.8, Rev. 5.4	0.0100	<0.0100	mg/L	
Nickel	12/23/2024	EPA 200.8, Rev. 5.4	0.0005	0.0017	mg/L	4.C
Selenium	12/23/2024	EPA 200.8, Rev. 5.4	0.0500	<0.0500	mg/L	
Silver	12/23/2024	EPA 200.8, Rev. 5.4	0.0100	<0.0100	mg/L	4.C, 4.N, 4.R
Thallium	12/23/2024	EPA 200.8, Rev. 5.4	0.0020	<0.0020	mg/L	4.C
Zinc	12/23/2024	EPA 200.8, Rev. 5.4	0.0500	<0.0500	mg/L	

Date Prepared: 12/23/2024

Preparation Method: EPA 200.8

Parameter	Date Analyzed	Method	LOQ	Result	Units	Flag
Mercury	12/20/2024	EPA 245.1, Rev. 3.0 (1994)	0.0005	<0.0005	mg/L	

Date Prepared: 12/19/2024

Preparation Method: EPA 245.1

Parameter	Date Analyzed	Method	LOQ	Result	Units	Flag
Lithium	12/26/2024	EPA 6010D	0.0001	<0.0001	mg/L	

Date Prepared: 12/19/2024

Preparation Method: No Preparation

Parameter	Date Analyzed	Method	LOQ	Result	Units	Flag
Cyanide	12/19/2024	SM 20, 21-23 4500-CN E	0.02	<0.02	mg/L	4.G

Date Prepared: 12/19/2024

Preparation Method: SM 20, 21-23 4500-CN C (

Client: Delta Well And Pump Co	Client ID: Sands Uniondale Test Zone 3
Date (Time) Collected: 12/16/2024 14:00	Sample ID: Well #1 24 Hours
Date (Time) Received: 12/17/2024 09:20	Laboratory ID: 4121703-01
Matrix: Potable Water	ELAP: #11693

### Ion Chromatography Analysis

Parameter	Date Analyzed	Method	LOQ	Result	Units	Flag
Chloride	12/17/2024 22:36	EPA 300.0, Rev. 2.1 (1993)	0.500	8.36	mg/L	4.F
Fluoride	12/17/2024 22:36	EPA 300.0, Rev. 2.1 (1993)	0.100	<0.100	mg/L	4.G
Sulfate as SO4	12/17/2024 22:36	EPA 300.0, Rev. 2.1 (1993)	0.200	1.61	mg/L	

Date Prepared: 12/17/2024

Preparation Method: IC PW Prep

### Low Level Ion Chromatography Analysis

Parameter	Date Analyzed	Method	MDL	Result	Units	Flag
Nitrate as N	12/17/2024 22:36	EPA 300.0, Rev. 2.1 (1993)	0.010	0.785	mg/L	4.F
Nitrite as N	12/17/2024 22:36	EPA 300.0, Rev. 2.1 (1993)	0.004	<0.004	mg/L	

Date Prepared: 12/17/2024

Preparation Method: IC PW Prep

Client: Delta Well And Pump Co	Client ID: Sands Uniondale Test Zone 3
Date (Time) Collected: 12/16/2024 14:00	Sample ID: Well #1 24 Hours
Date (Time) Received: 12/17/2024 09:20	Laboratory ID: 4121703-01
Matrix: Potable Water	ELAP: #11693

### General Chemistry Parameters

Parameter	Date Analyzed	Method	LOQ	Result	Units	Flag
Calcium Hardness	12/19/2024	Calculation	2.50	5.09	mg/L	
Langlier Index	12/17/2024 12:32	Calculation	-6.00	-4.10	LSI	

Date Prepared: 12/17/2024

Preparation Method: No Preparation

Parameter	Date Analyzed	Method	LOQ	Result	Units	Flag
Specific Conductance	12/17/2024 16:21	EPA 120.1 (Rev. 1982)	2.000	57.90	umhos/cm @ 25 Deg C	

Date Prepared: 12/17/2024

Preparation Method: No Preparation

Parameter	Date Analyzed	Method	LOQ	Result	Units	Flag
pH	12/17/2024 16:20	SM 18-21 4500-H B (00)	NA	6.80	units	1.C, 2.B
Temperature @ pH in C	12/17/2024 16:20	SM 18-21 4500-H B (00)	NA	22.00	units	1.C, 2.B

Date Prepared: 12/17/2024

Preparation Method: pH- No Preparation

Parameter	Date Analyzed	Method	LOQ	Result	Units	Flag
Color, Apparent	12/17/2024 10:49	SM 2120B-2011	5.00	<5.00	PtCo Units	
pH @ Color	12/17/2024 10:49	SM 2120B-2011	NA	7.00	Units	

Date Prepared: 12/17/2024

Preparation Method: No Preparation

Parameter	Date Analyzed	Method	LOQ	Result	Units	Flag
Turbidity	12/17/2024 17:12	SM 21-23 2130 B (-01)	0.05	0.85	NTU	

Date Prepared: 12/17/2024

Preparation Method: No Preparation

Parameter	Date Analyzed	Method	LOQ	Result	Units	Flag
Odor@60C	12/17/2024 11:03	SM 21-23 2150B (-97)	0	<0	T.O.N.	

Date Prepared: 12/17/2024

Preparation Method: No Preparation

Parameter	Date Analyzed	Method	LOQ	Result	Units	Flag
The alkalinity to pH 4.5	12/17/2024 12:46	SM 21-23 2320B (-97)	5.00	<5.00	mg CaCO3/L	

Date Prepared: 12/17/2024

Preparation Method: No Preparation

Parameter	Date Analyzed	Method	LOQ	Result	Units	Flag
Total Dissolved Solids	12/19/2024 09:28	SM 21-23 2540C (-97)	5.0	86.0	mg/L	

Date Prepared: 12/19/2024

Preparation Method: No Preparation

Parameter	Date Analyzed	Method	LOQ	Result	Units	Flag
Methylene Blue Active Substances	12/17/2024 12:44	SM 21-23 5540C (-00)	0.10	<0.10	calc LAS, mol wt 340	

Date Prepared: 12/17/2024

Preparation Method: No Preparation

Client: Delta Well And Pump Co	Client ID: Sands Uniondale Test Zone 3
Date (Time) Collected: 12/16/2024 14:00	Sample ID: Well #1 24 Hours
Date (Time) Received: 12/17/2024 09:20	Laboratory ID: 4121703-01
Matrix: Potable Water	ELAP: #11693

Parameter	Date Analyzed	Method	LOQ	Result	Units	Flag
Total Hardness	12/19/2024	SM2340B-2011	2.91	7.89	mg/L CaCO3	

Date Prepared: 12/19/2024

Preparation Method: [CALC]

Parameter	Date Analyzed	Method	LOQ	Result	Units	Flag
Ammonia as N	12/19/2024 14:05	SM4500-NH3C	1.00	<1.00	mg/L	2.B

Date Prepared: 12/19/2024

Preparation Method: SM4500-NH3 B-97,-11

Client: Delta Well And Pump Co	Client ID: Sands Uniondale Test Zone 3
Date (Time) Collected: 12/16/2024 14:00	Sample ID: Well #1 24 Hours
Date (Time) Received: 12/17/2024 09:20	Laboratory ID: 4121703-01
Matrix: Potable Water	ELAP: #11693

### Subcontracted Analyses

Parameter	Date Analyzed	Method	LOQ	Result	Units	Flag
2,3,7,8-Tetrachlorodibenzo-p-dioxin	12/26/2024 13:39	EPA 1613B	10	<10	pg/L	6.Z

Date Prepared: 12/18/2024

Preparation Method: Outside Preparation

Parameter	Date Analyzed	Method	LOQ	Result	Units	Flag
Uranium	12/26/2024 13:39	EPA 200.8, Rev. 5.4	1.0	<1.0	ug/L	6.Z

Date Prepared: 12/18/2024

Preparation Method: Outside Preparation

Parameter	Date Analyzed	Method	LOQ	Result	Units	Flag
Perchlorate	12/26/2024 13:39	EPA 314.0	0.05	<0.05	ug/L	6.Z

Date Prepared: 12/18/2024

Preparation Method: Outside Preparation

Parameter	CAS No.	LOQ	Result	Units	Flag
1,2-Dibromo-3-chloropropane	96-12-8	0.0170	<0.0170	ug/L	6.Z
1,2-Dibromoethane	106-93-4	0.0170	<0.0170	ug/L	6.Z

Date Prepared: 12/18/2024

Preparation Method: Outside Preparation

Date Analyzed: 12/26/2024

Analytical Method: EPA 504.1

Parameter	CAS No.	LOQ	Result	Units	Flag
Aroclor-1016	12674-11-2	0.530	<0.530	ug/L	6.Z
Aroclor-1221	11104-28-2	0.530	<0.530	ug/L	6.Z
Aroclor-1232	11141-16-5	0.530	<0.530	ug/L	6.Z
Aroclor-1242	53469-21-9	0.530	<0.530	ug/L	6.Z
Aroclor-1248	12672-29-6	0.530	<0.530	ug/L	6.Z
Aroclor-1254	11097-69-1	0.530	<0.530	ug/L	6.Z
Aroclor-1260	11096-82-5	0.530	<0.530	ug/L	6.Z
Chlordane	12789-03-6	0.100	<0.100	ug/L	6.Z
Toxaphene	8001-35-2	1.00	<1.00	ug/L	6.Z

Date Prepared: 12/18/2024

Preparation Method: Outside Preparation

Date Analyzed: 12/26/2024

Analytical Method: EPA 508.1

Parameter	CAS No.	LOQ	Result	Units	Flag
2,4,5-TP (Silvex)	93-72-1	0.26	<0.26	ug/L	6.Z
2,4-D	94-75-7	0.52	<0.52	ug/L	6.Z
Dalapon	75-99-0	5.20	<5.20	ug/L	6.Z
Dicamba	1918-00-9	5.00	<5.00	ug/L	6.Z
Dinoseb	88-85-7	1.00	<1.00	ug/L	6.Z
Pentachlorophenol	87-86-5	5.00	<5.00	ug/L	6.Z
Picloram	1918-02-1	0.52	<0.52	ug/L	6.Z

Client: Delta Well And Pump Co	Client ID: Sands Uniondale Test Zone 3
Date (Time) Collected: 12/16/2024 14:00	Sample ID: Well #1 24 Hours
Date (Time) Received: 12/17/2024 09:20	Laboratory ID: 4121703-01
Matrix: Potable Water	ELAP: #11693

Date Prepared: 12/18/2024

Preparation Method: Outside Preparation

Date Analyzed: 12/26/2024

Analytical Method: EPA 515.1

Parameter	CAS No.	LOQ	Result	Units	Flag
Alachlor	15972-60-8	0.21	<0.21	ug/L	6.Z
Aldrin	309-00-2	0.50	<0.50	ug/L	6.Z
Atrazine	1912-24-9	0.21	<0.21	ug/L	6.Z
Benzo (a) pyrene	50-32-8	0.21	<0.21	ug/L	6.Z
Bis-(2-Ethylhexyl) Adipate	103-23-1	1.60	<1.60	ug/L	6.Z
Bis(2-ethylhexyl) phthalate	117-81-7	2.10	<2.10	ug/L	6.Z
Butachlor	23184-66-9	0.50	<0.50	ug/L	6.Z
Chlordane	12789-03-6	0.50	<0.50	ug/L	6.Z
Dieldrin	60-57-1	0.50	<0.50	ug/L	6.Z
Endrin	72-20-8	0.54	<0.54	ug/L	6.Z
Heptachlor	76-44-8	0.21	<0.21	ug/L	6.Z
Heptachlor epoxide	1024-57-3	0.43	<0.43	ug/L	6.Z
Hexachlorobenzene	118-74-1	0.21	<0.21	ug/L	6.Z
Hexachlorocyclopentadiene	77-47-4	2.10	<2.10	ug/L	6.Z
Lindane	58-89-9	0.21	<0.21	ug/L	6.Z
Methoxychlor	72-43-5	0.54	<0.54	ug/L	6.Z
Metolachlor	51218-45-2	0.50	<0.50	ug/L	6.Z
Metribuzin	21087-64-9	0.50	<0.50	ug/L	6.Z
Pentachlorophenol	87-86-5	0.50	<0.50	ug/L	6.Z
Propachlor	1918-16-7	0.50	<0.50	ug/L	6.Z
Simazine	122-34-9	0.54	<0.54	ug/L	6.Z
Toxaphene	8001-35-2	0.50	<0.50	ug/L	6.Z

Date Prepared: 12/18/2024

Preparation Method: Outside Preparation

Date Analyzed: 12/26/2024

Analytical Method: EPA 525.2

Parameter	CAS No.	LOQ	Result	Units	Flag
3-Hydroxycarbofuran	16655-82-6	0.50	<0.50	ug/L	6.Z
Aldicarb	116-06-3	0.50	<0.50	ug/L	6.Z
Aldicarb Sulfone	1646-88-4	0.70	<0.70	ug/L	6.Z
Aldicarb Sulfoxide	1646-87-3	0.50	<0.50	ug/L	6.Z
Carbaryl	63-25-2	0.50	<0.50	ug/L	6.Z
Carbofuran	1563-66-2	0.90	<0.90	ug/L	6.Z
Methomyl	16752-77-5	0.50	<0.50	ug/L	6.Z
Oxamyl	23135-22-0	1.0	<1.0	ug/L	6.Z

Client: Delta Well And Pump Co	Client ID: Sands Uniondale Test Zone 3
Date (Time) Collected: 12/16/2024 14:00	Sample ID: Well #1 24 Hours
Date (Time) Received: 12/17/2024 09:20	Laboratory ID: 4121703-01
Matrix: Potable Water	ELAP: #11693

Parameter	CAS No.	LOQ	Result	Units	Flag
-----------	---------	-----	--------	-------	------

Date Prepared: 12/18/2024

Preparation Method: Outside Preparation

Date Analyzed: 12/26/2024

Analytical Method: EPA 531.2

Parameter	Date Analyzed	Method	LOQ	Result	Units	Flag
Glyphosate	12/26/2024 13:39	EPA 547	6.00	<6.00	ug/L	6.Z

Date Prepared: 12/18/2024

Preparation Method: Outside Preparation

Parameter	Date Analyzed	Method	LOQ	Result	Units	Flag
Endothall	12/26/2024 13:39	EPA 548.1	9.00	<9.00	ug/L	6.Z

Date Prepared: 12/18/2024

Preparation Method: Outside Preparation

Parameter	Date Analyzed	Method	LOQ	Result	Units	Flag
Diquat	12/26/2024 13:39	EPA 549.2	0.90	<0.90	ug/L	6.Z

Date Prepared: 12/18/2024

Preparation Method: Outside Preparation

Parameter	CAS No.	LOQ	Result	Units	Flag
Radium-226	NA	1.00	<1.00	pCi/L	6.Z

Date Prepared: 12/18/2024

Preparation Method: Outside Preparation

Date Analyzed: 12/26/2024

Analytical Method: EPA 903.0

Parameter	CAS No.	LOQ	Result	Units	Flag
Radium-228	NA	1.00	<1.00	pCi/L	6.Z

Date Prepared: 12/18/2024

Preparation Method: Outside Preparation

Date Analyzed: 12/26/2024

Analytical Method: EPA 904.0

Parameter	CAS No.	LOQ	Result	Units	Flag
Alpha, Gross	NA	3.00	<3.00	pCi/L	6.Z
Beta, Gross	NA	4.00	<4.00	pCi/L	6.Z

Date Prepared: 12/18/2024

Preparation Method: Outside Preparation

Date Analyzed: 12/26/2024

Analytical Method: EPA 9310

Client: Delta Well And Pump Co	Client ID: Sands Uniondale Test Zone 3
Date (Time) Collected: 12/17/2024 06:00	Sample ID: Well #1 40 Hours
Date (Time) Received: 12/17/2024 09:20	Laboratory ID: 4121703-02
Matrix: Potable Water	ELAP: #11693

**Volatiles Analysis**

Parameter	CAS No.	LOQ	Result	Units	Flag
1,1,1,2-Tetrachloroethane	630-20-6	0.50	<0.50	ug/L	
1,1,1-Trichloroethane	71-55-6	0.50	<0.50	ug/L	
1,1,2,2-Tetrachloroethane	79-34-5	0.50	<0.50	ug/L	
1,1,2-Trichloro-1,2,2-trifluoroethane	76-13-1	0.50	<0.50	ug/L	2.B
1,1,2-Trichloroethane	79-00-5	0.50	<0.50	ug/L	
1,1-Dichloroethane	75-34-3	0.50	<0.50	ug/L	
1,1-Dichloroethene	75-35-4	0.50	<0.50	ug/L	
1,1-Dichloropropene	563-58-6	0.50	<0.50	ug/L	
1,2,3-Trichlorobenzene	87-61-6	0.50	<0.50	ug/L	
1,2,3-Trichloropropane	96-18-4	0.50	<0.50	ug/L	
1,2,4-Trichlorobenzene	120-82-1	0.50	<0.50	ug/L	
1,2,4-Trimethylbenzene	95-63-6	0.50	<0.50	ug/L	
1,2-Dichlorobenzene	95-50-1	0.50	<0.50	ug/L	
1,2-Dichloroethane	107-06-2	0.50	<0.50	ug/L	
1,2-Dichloropropane	78-87-5	0.50	<0.50	ug/L	
1,3,5-Trimethylbenzene	108-67-8	0.50	<0.50	ug/L	
1,3-Dichlorobenzene	541-73-1	0.50	<0.50	ug/L	
1,3-Dichloropropane	142-28-9	0.50	<0.50	ug/L	
1,4-Dichlorobenzene	106-46-7	0.50	<0.50	ug/L	
2,2-Dichloropropane	594-20-7	0.50	<0.50	ug/L	
2-Chlorotoluene	95-49-8	0.50	<0.50	ug/L	
4-Chlorotoluene	106-43-4	0.50	<0.50	ug/L	
4-Isopropyltoluene	99-87-6	0.50	<0.50	ug/L	
Benzene	71-43-2	0.50	<0.50	ug/L	
Bromobenzene	108-86-1	0.50	<0.50	ug/L	
Bromochloromethane	74-97-5	0.50	<0.50	ug/L	
Bromodichloromethane	75-27-4	0.50	<0.50	ug/L	
Bromoform	75-25-2	0.50	<0.50	ug/L	
Bromomethane	74-83-9	0.50	<0.50	ug/L	

Client: Delta Well And Pump Co	Client ID: Sands Uniondale Test Zone 3
Date (Time) Collected: 12/17/2024 06:00	Sample ID: Well #1 40 Hours
Date (Time) Received: 12/17/2024 09:20	Laboratory ID: 4121703-02
Matrix: Potable Water	ELAP: #11693

Parameter	CAS No.	LOQ	Result	Units	Flag
Carbon Tetrachloride	56-23-5	0.50	<0.50	ug/L	
Chlorobenzene	108-90-7	0.50	<0.50	ug/L	
Chlorodifluoromethane	75-45-6	0.50	<0.50	ug/L	2.B
Chloroethane	75-00-3	0.50	<0.50	ug/L	
Chloroform	67-66-3	0.50	<0.50	ug/L	
Chloromethane	74-87-3	0.50	<0.50	ug/L	
cis-1,2-Dichloroethene	156-59-2	0.50	<0.50	ug/L	
cis-1,3-Dichloropropene	10061-01-5	0.50	<0.50	ug/L	
Dibromochloromethane	124-48-1	0.50	<0.50	ug/L	
Dibromomethane	74-95-3	0.50	<0.50	ug/L	
Dichlorodifluoromethane	75-71-8	0.50	<0.50	ug/L	
Ethylbenzene	100-41-4	0.50	<0.50	ug/L	
Hexachlorobutadiene	87-68-3	0.50	<0.50	ug/L	
Isopropylbenzene (Cumene)	98-82-8	0.50	<0.50	ug/L	
m,p-Xylenes	108-38-3/106-42-3	1.00	<1.00	ug/L	
Methyl Ethyl Ketone (2-Butanone)	78-93-3	10.0	<10.0	ug/L	2.B
Methylene Chloride	75-09-2	1.00	<1.00	ug/L	
Methyl-tert-Butyl Ether	1634-04-4	0.50	<0.50	ug/L	
Naphthalene	91-20-3	5.00	<5.00	ug/L	
n-Butylbenzene	104-51-8	0.50	<0.50	ug/L	
n-Propylbenzene	103-65-1	0.50	<0.50	ug/L	
o-Xylene	95-47-6	0.50	<0.50	ug/L	
sec-Butylbenzene	135-98-8	0.50	<0.50	ug/L	
Styrene	100-42-5	0.50	<0.50	ug/L	
tert-Butylbenzene	98-06-6	0.50	<0.50	ug/L	
Tetrachloroethene	127-18-4	0.50	<0.50	ug/L	
Tetrahydrofuran	109-99-9	10.0	<10.0	ug/L	2.B
Toluene	108-88-3	0.50	<0.50	ug/L	

Client: Delta Well And Pump Co	Client ID: Sands Uniondale Test Zone 3
Date (Time) Collected: 12/17/2024 06:00	Sample ID: Well #1 40 Hours
Date (Time) Received: 12/17/2024 09:20	Laboratory ID: 4121703-02
Matrix: Potable Water	ELAP: #11693

Parameter	CAS No.	LOQ	Result	Units	Flag
trans-1,2-Dichloroethene	156-60-5	0.50	<0.50	ug/L	
trans-1,3-Dichloropropene	10061-02-6	0.50	<0.50	ug/L	
Trichloroethene	79-01-6	0.50	<0.50	ug/L	
Trichlorofluoromethane	75-69-4	0.50	<0.50	ug/L	
Vinyl chloride	75-01-4	0.50	<0.50	ug/L	

Surrogate	CAS No.	% Recovery	Rec. Limits	Flag
1,2-Dichlorobenzene-d4	2199-69-1	88	70-130	
4-Bromofluorobenzene	460-00-4	81	70-130	

Date Prepared: 12/17/2024

Preparation Method: EPA 524.2

Date Analyzed: 12/17/2024

Analytical Method: EPA 524.2

Client: Delta Well And Pump Co	Client ID: Sands Uniondale Test Zone 3
Date (Time) Collected: 12/17/2024 06:00	Sample ID: Well #1 40 Hours
Date (Time) Received: 12/17/2024 09:20	Laboratory ID: 4121703-02
Matrix: Potable Water	ELAP: #11693

**Semivolatile Analysis**

Parameter	CAS No.	LOQ	Result	Units	Flag
1,4-Dioxane	123-91-1	0.0700	<0.0700	ug/L	

Surrogate	CAS No.	% Recovery	Rec. Limits	Flag
1,4-Dioxane-d8	17647-74-4	71	70-130	

Date Prepared: 12/18/2024

Preparation Method: \*\*\* DEFAULT PREP \*\*\*

Date Analyzed: 12/18/2024

Analytical Method: EPA 522

Parameter	CAS No.	LOQ	Result	Units	Flag
11-CESF-3-oxaundecane-1-sulfonate (11CI-PF3OUdS)	763051-92-9	1.67	<1.67	ng/L	
2,3,3,3-Tetrafluoro-2-propanoic acid (HFPO-DA)	13252-13-6	1.67	<1.67	ng/L	4.K
4:2 FTS	757124-72-4	1.67	<1.67	ng/L	
6:2 FTS	27619-97-2	1.67	<1.67	ng/L	
8:2 FTS	39108-34-4	1.67	<1.67	ng/L	
9-CHDF-3-oxanonane-1-sulfonate (9CI-PF3ONS)	756426-58-1	1.67	<1.67	ng/L	
Dodecafluoro-3H-4,8-dioxanonaate (ADONA)	919005-14-4	1.67	<1.67	ng/L	
Hazard Index	N/A	0.08	<0.08	ng/L	
Perfluoro(2-ethoxyethane)sulfonic acid (PFEEESA)	113507-82-7	1.67	<1.67	ng/L	
Perfluoro-3-6,dioxaheptanoic acid (NFDHA)	151772-58-6	1.67	<1.67	ng/L	4.K
Perfluoro-4-oxapentanoic acid (PFMPA)	377-73-1	1.67	<1.67	ng/L	
Perfluoro-5-oxahexanoic acid (PFMBA)	863090-89-5	1.67	<1.67	ng/L	
Perfluorobutanesulfonic Acid (PFBS)	375-73-5	1.67	<1.67	ng/L	
Perfluorobutanoic Acid (PFBA)	375-22-4	16.7	<16.7	ng/L	
Perfluorodecanoic Acid (PFDA)	335-76-2	1.67	<1.67	ng/L	
Perfluorododecanoic Acid (PFDoDa)	307-55-1	1.67	<1.67	ng/L	
Perfluoroheptanesulfonic Acid (PFHpS)	375-92-8	1.67	<1.67	ng/L	
Perfluoroheptanoic Acid (PFHpA)	375-85-9	1.67	<1.67	ng/L	
Perfluorohexanesulfonic Acid (PFHxS)	355-46-4	1.67	<1.67	ng/L	
Perfluorohexanoic Acid (PFHxA)	307-24-4	16.7	<16.7	ng/L	
Perfluorononanoic Acid (PFNA)	375-95-1	1.67	<1.67	ng/L	
Perfluorooctanesulfonic Acid (PFOS)	1763-23-1	1.67	<1.67	ng/L	
Perfluorooctanoic Acid (PFOA)	335-67-1	1.67	<1.67	ng/L	
Perfluoropentanesulfonic Acid (PFPeS)	2706-91-4	1.67	<1.67	ng/L	
Perfluoropentanoic Acid (PFPeA)	2706-90-3	16.7	<16.7	ng/L	
Perfluoroundecanoic Acid (PFUnA)	2058-94-8	1.67	<1.67	ng/L	

Client: Delta Well And Pump Co	Client ID: Sands Uniondale Test Zone 3
Date (Time) Collected: 12/17/2024 06:00	Sample ID: Well #1 40 Hours
Date (Time) Received: 12/17/2024 09:20	Laboratory ID: 4121703-02
Matrix: Potable Water	ELAP: #11693

Surrogate	CAS No.	% Recovery	Rec. Limits	Flag
2,3,3,3-Tetrafluoro-2-(13C3) propanoic acid	13252-13-6	79	50-200	
Perfluoro-n-(1,2,3,4,5,6,7-13C7)undecanoic acid	2058-94-8	32	50-200	4.D
Perfluoro-n-(1,2,3,4,5,6-13C6)decanoic acid	335-76-2	33	50-200	4.D
Perfluoro-n-(1,2,3,4,6-13C5) hexanoic acid	307-24-4	63	50-200	
Perfluoro-n-(1,2,3,4-13C4) heptanoic acid	375-85-9	58	50-200	
Perfluoro-n-(1,2-13C2)dodecanoic acid	307-55-1	31	50-200	4.D
Perfluoro-n-(13C4)butanoic acid	375-22-4	72	50-200	
Perfluoro-n-(13C5)pentanoic acid	2706-90-3	69	50-200	
Perfluoro-n-(13C8)octanoic acid	335-67-1	50	50-200	
Perfluoro-n-(13C9)nonanoic acid	375-95-1	42	50-200	4.D
Sodium perfluoro-1-(1,2,3-13C3)hexanesulfonate	355-46-4	69	50-200	
Sodium perfluoro-1-(1,2-13C2)decanesulfonate	39108-34-4	46	50-200	4.D
Sodium perfluoro-1-(1,2-13C2)octanesulfonate	27619-97-2	66	50-200	
Sodium perfluoro-1-(13C8)octanesulfonate	1763-23-1	48	50-200	4.D
Sodium perfluoro-1-(2,3,4-13C3)butanesulfonate	375-73-5	69	50-200	
Sodium perfluoro-1-(1,2-13C2)hexanesulfonate	757124-72-4	69	50-200	

Internal Standard	CAS No.	% Recovery	Rec. Limits	Flag
Perfluoro-n-(1,2-13C2)octanoic acid	335-67-1	110	50-150	
Perfluoro-n-(2,3,4-13C3)butanoic acid	375-22-4	99	50-150	
Sodium perfluoro-1-(1,2,3,4-13C4)octanesulfonate	1763-23-1	120	50-150	

Date Prepared: 12/18/2024

Preparation Method: No Preparation

Date Analyzed: 12/20/2024

Analytical Method: EPA 533

Client: Delta Well And Pump Co	Client ID: Sands Uniondale Test Zone 3
Date (Time) Collected: 12/17/2024 06:00	Sample ID: Well #1 40 Hours
Date (Time) Received: 12/17/2024 09:20	Laboratory ID: 4121703-02
Matrix: Potable Water	ELAP: #11693

**Total Low Level Metals Analysis**

Parameter	Date Analyzed	Method	MDL	Result	Units	Flag
Calcium	12/19/2024	EPA 200.7, Rev. 4.4 (1994)	1.00	1.96	mg/L	
Iron	12/19/2024	EPA 200.7, Rev. 4.4 (1994)	0.100	0.102	mg/L	
Magnesium	12/19/2024	EPA 200.7, Rev. 4.4 (1994)	0.100	0.679	mg/L	
Sodium	12/19/2024	EPA 200.7, Rev. 4.4 (1994)	0.250	3.69	mg/L	

Date Prepared: 12/19/2024

Preparation Method: No Preparation

**Total Metals Analysis**

Parameter	Date Analyzed	Method	LOQ	Result	Units	Flag
Antimony	12/23/2024	EPA 200.8, Rev. 5.4	0.0004	<0.0004	mg/L	4.C
Arsenic	12/23/2024	EPA 200.8, Rev. 5.4	0.0014	<0.0014	mg/L	4.C
Barium	12/23/2024	EPA 200.8, Rev. 5.4	0.0020	0.0034	mg/L	4.C
Beryllium	12/23/2024	EPA 200.8, Rev. 5.4	0.0040	<0.0040	mg/L	
Cadmium	12/23/2024	EPA 200.8, Rev. 5.4	0.0010	<0.0010	mg/L	4.C
Chromium	12/23/2024	EPA 200.8, Rev. 5.4	0.0070	<0.0070	mg/L	
Copper	12/23/2024	EPA 200.8, Rev. 5.4	0.0500	<0.0500	mg/L	
Lead	12/23/2024	EPA 200.8, Rev. 5.4	0.0030	<0.0030	mg/L	
Manganese	12/23/2024	EPA 200.8, Rev. 5.4	0.0100	<0.0100	mg/L	
Nickel	12/23/2024	EPA 200.8, Rev. 5.4	0.0005	0.0009	mg/L	4.C
Selenium	12/23/2024	EPA 200.8, Rev. 5.4	0.0500	<0.0500	mg/L	
Silver	12/23/2024	EPA 200.8, Rev. 5.4	0.0100	<0.0100	mg/L	4.C, 4.N, 4.R
Thallium	12/23/2024	EPA 200.8, Rev. 5.4	0.0020	<0.0020	mg/L	4.C
Zinc	12/23/2024	EPA 200.8, Rev. 5.4	0.0500	<0.0500	mg/L	

Date Prepared: 12/23/2024

Preparation Method: EPA 200.8

Parameter	Date Analyzed	Method	LOQ	Result	Units	Flag
Mercury	12/20/2024	EPA 245.1, Rev. 3.0 (1994)	0.0005	<0.0005	mg/L	

Date Prepared: 12/19/2024

Preparation Method: EPA 245.1

Parameter	Date Analyzed	Method	LOQ	Result	Units	Flag
Lithium	12/26/2024	EPA 6010D	0.0001	<0.0001	mg/L	

Date Prepared: 12/19/2024

Preparation Method: No Preparation

Parameter	Date Analyzed	Method	LOQ	Result	Units	Flag
Cyanide	12/19/2024	SM 20, 21-23 4500-CN E	0.02	<0.02	mg/L	

Date Prepared: 12/19/2024

Preparation Method: SM 20, 21-23 4500-CN C (

Client: Delta Well And Pump Co	Client ID: Sands Uniondale Test Zone 3
Date (Time) Collected: 12/17/2024 06:00	Sample ID: Well #1 40 Hours
Date (Time) Received: 12/17/2024 09:20	Laboratory ID: 4121703-02
Matrix: Potable Water	ELAP: #11693

### Ion Chromatography Analysis

Parameter	Date Analyzed	Method	LOQ	Result	Units	Flag
Chloride	12/17/2024 22:56	EPA 300.0, Rev. 2.1 (1993)	0.500	8.26	mg/L	
Fluoride	12/17/2024 22:56	EPA 300.0, Rev. 2.1 (1993)	0.100	<0.100	mg/L	
Sulfate as SO4	12/17/2024 22:56	EPA 300.0, Rev. 2.1 (1993)	0.200	1.59	mg/L	

Date Prepared: 12/17/2024

Preparation Method: IC PW Prep

### Low Level Ion Chromatography Analysis

Parameter	Date Analyzed	Method	MDL	Result	Units	Flag
Nitrate as N	12/17/2024 22:56	EPA 300.0, Rev. 2.1 (1993)	0.010	0.769	mg/L	
Nitrite as N	12/17/2024 22:56	EPA 300.0, Rev. 2.1 (1993)	0.004	<0.004	mg/L	

Date Prepared: 12/17/2024

Preparation Method: IC PW Prep

Client: Delta Well And Pump Co	Client ID: Sands Uniondale Test Zone 3
Date (Time) Collected: 12/17/2024 06:00	Sample ID: Well #1 40 Hours
Date (Time) Received: 12/17/2024 09:20	Laboratory ID: 4121703-02
Matrix: Potable Water	ELAP: #11693

### General Chemistry Parameters

Parameter	Date Analyzed	Method	LOQ	Result	Units	Flag
Calcium Hardness	12/19/2024	Calculation	2.50	4.89	mg/L	
Langlier Index	12/17/2024 12:32	Calculation	-6.00	-4.60	LSI	

Date Prepared: 12/17/2024

Preparation Method: No Preparation

Parameter	Date Analyzed	Method	LOQ	Result	Units	Flag
Specific Conductance	12/17/2024 16:21	EPA 120.1 (Rev. 1982)	2.000	44.70	umhos/cm @ 25 Deg C	

Date Prepared: 12/17/2024

Preparation Method: No Preparation

Parameter	Date Analyzed	Method	LOQ	Result	Units	Flag
pH	12/17/2024 16:20	SM 18-21 4500-H B (00)	NA	6.37	units	1.C, 2.B
Temperature @ pH in C	12/17/2024 16:20	SM 18-21 4500-H B (00)	NA	22.00	units	1.C, 2.B

Date Prepared: 12/17/2024

Preparation Method: pH- No Preparation

Parameter	Date Analyzed	Method	LOQ	Result	Units	Flag
Color, Apparent	12/17/2024 10:49	SM 2120B-2011	5.00	<5.00	PtCo Units	
pH @ Color	12/17/2024 10:49	SM 2120B-2011	NA	7.00	Units	

Date Prepared: 12/17/2024

Preparation Method: No Preparation

Parameter	Date Analyzed	Method	LOQ	Result	Units	Flag
Turbidity	12/17/2024 17:12	SM 21-23 2130 B (-01)	0.05	0.40	NTU	

Date Prepared: 12/17/2024

Preparation Method: No Preparation

Parameter	Date Analyzed	Method	LOQ	Result	Units	Flag
Odor@60C	12/17/2024 11:03	SM 21-23 2150B (-97)	0	<0	T.O.N.	

Date Prepared: 12/17/2024

Preparation Method: No Preparation

Parameter	Date Analyzed	Method	LOQ	Result	Units	Flag
The alkalinity to pH 4.5	12/17/2024 12:46	SM 21-23 2320B (-97)	5.00	<5.00	mg CaCO3/L	

Date Prepared: 12/17/2024

Preparation Method: No Preparation

Parameter	Date Analyzed	Method	LOQ	Result	Units	Flag
Total Dissolved Solids	12/19/2024 09:28	SM 21-23 2540C (-97)	5.0	88.0	mg/L	

Date Prepared: 12/19/2024

Preparation Method: No Preparation

Parameter	Date Analyzed	Method	LOQ	Result	Units	Flag
Methylene Blue Active Substances	12/17/2024 12:44	SM 21-23 5540C (-00)	0.10	<0.10	calc LAS, mol wt 340	

Date Prepared: 12/17/2024

Preparation Method: No Preparation

Client: Delta Well And Pump Co	Client ID: Sands Uniondale Test Zone 3
Date (Time) Collected: 12/17/2024 06:00	Sample ID: Well #1 40 Hours
Date (Time) Received: 12/17/2024 09:20	Laboratory ID: 4121703-02
Matrix: Potable Water	ELAP: #11693

Parameter	Date Analyzed	Method	LOQ	Result	Units	Flag
Total Hardness	12/19/2024	SM2340B-2011	2.91	7.68	mg/L CaCO3	

Date Prepared: 12/19/2024

Preparation Method: [CALC]

Parameter	Date Analyzed	Method	LOQ	Result	Units	Flag
Ammonia as N	12/19/2024 14:05	SM4500-NH3C	1.00	<1.00	mg/L	2.B

Date Prepared: 12/19/2024

Preparation Method: SM4500-NH3 B-97,-11

Client: Delta Well And Pump Co	Client ID: Sands Uniondale Test Zone 3
Date (Time) Collected: 12/17/2024 06:00	Sample ID: Well #1 40 Hours
Date (Time) Received: 12/17/2024 09:20	Laboratory ID: 4121703-02
Matrix: Potable Water	ELAP: #11693

### Subcontracted Analyses

Parameter	Date Analyzed	Method	LOQ	Result	Units	Flag
2,3,7,8-Tetrachlorodibenzo-p-dioxin	12/26/2024 13:39	EPA 1613B	10	<10	pg/L	6.Z

Date Prepared: 12/18/2024

Preparation Method: Outside Preparation

Parameter	Date Analyzed	Method	LOQ	Result	Units	Flag
Uranium	12/26/2024 13:39	EPA 200.8, Rev. 5.4	1.0	<1.0	ug/L	6.Z

Date Prepared: 12/18/2024

Preparation Method: Outside Preparation

Parameter	Date Analyzed	Method	LOQ	Result	Units	Flag
Perchlorate	12/26/2024 13:39	EPA 314.0	0.05	<0.05	ug/L	6.Z

Date Prepared: 12/18/2024

Preparation Method: Outside Preparation

Parameter	CAS No.	LOQ	Result	Units	Flag
1,2-Dibromo-3-chloropropane	96-12-8	0.0170	<0.0170	ug/L	6.Z
1,2-Dibromoethane	106-93-4	0.0170	<0.0170	ug/L	6.Z

Date Prepared: 12/18/2024

Preparation Method: Outside Preparation

Date Analyzed: 12/26/2024

Analytical Method: EPA 504.1

Parameter	CAS No.	LOQ	Result	Units	Flag
Aroclor-1016	12674-11-2	0.530	<0.530	ug/L	6.Z
Aroclor-1221	11104-28-2	0.530	<0.530	ug/L	6.Z
Aroclor-1232	11141-16-5	0.530	<0.530	ug/L	6.Z
Aroclor-1242	53469-21-9	0.530	<0.530	ug/L	6.Z
Aroclor-1248	12672-29-6	0.530	<0.530	ug/L	6.Z
Aroclor-1254	11097-69-1	0.530	<0.530	ug/L	6.Z
Aroclor-1260	11096-82-5	0.530	<0.530	ug/L	6.Z
Chlordane	12789-03-6	0.100	<0.100	ug/L	6.Z
Toxaphene	8001-35-2	1.00	<1.00	ug/L	6.Z

Date Prepared: 12/18/2024

Preparation Method: Outside Preparation

Date Analyzed: 12/26/2024

Analytical Method: EPA 508.1

Parameter	CAS No.	LOQ	Result	Units	Flag
2,4,5-TP (Silvex)	93-72-1	0.26	<0.26	ug/L	6.Z
2,4-D	94-75-7	0.52	<0.52	ug/L	6.Z
Dalapon	75-99-0	5.20	<5.20	ug/L	6.Z
Dicamba	1918-00-9	5.00	<5.00	ug/L	6.Z
Dinoseb	88-85-7	1.00	<1.00	ug/L	6.Z
Pentachlorophenol	87-86-5	5.00	<5.00	ug/L	6.Z
Picloram	1918-02-1	0.52	<0.52	ug/L	6.Z

Client: Delta Well And Pump Co	Client ID: Sands Uniondale Test Zone 3
Date (Time) Collected: 12/17/2024 06:00	Sample ID: Well #1 40 Hours
Date (Time) Received: 12/17/2024 09:20	Laboratory ID: 4121703-02
Matrix: Potable Water	ELAP: #11693

Date Prepared: 12/18/2024

Preparation Method: Outside Preparation

Date Analyzed: 12/26/2024

Analytical Method: EPA 515.1

Parameter	CAS No.	LOQ	Result	Units	Flag
Alachlor	15972-60-8	0.21	<0.21	ug/L	6.Z
Aldrin	309-00-2	0.50	<0.50	ug/L	6.Z
Atrazine	1912-24-9	0.21	<0.21	ug/L	6.Z
Benzo (a) pyrene	50-32-8	0.21	<0.21	ug/L	6.Z
Bis-(2-Ethylhexyl) Adipate	103-23-1	1.60	<1.60	ug/L	6.Z
Bis(2-ethylhexyl) phthalate	117-81-7	2.10	<2.10	ug/L	6.Z
Butachlor	23184-66-9	0.50	<0.50	ug/L	6.Z
Chlordane	12789-03-6	0.50	<0.50	ug/L	6.Z
Dieldrin	60-57-1	0.50	<0.50	ug/L	6.Z
Endrin	72-20-8	0.54	<0.54	ug/L	6.Z
Heptachlor	76-44-8	0.21	<0.21	ug/L	6.Z
Heptachlor epoxide	1024-57-3	0.43	<0.43	ug/L	6.Z
Hexachlorobenzene	118-74-1	0.21	<0.21	ug/L	6.Z
Hexachlorocyclopentadiene	77-47-4	2.10	<2.10	ug/L	6.Z
Lindane	58-89-9	0.21	<0.21	ug/L	6.Z
Methoxychlor	72-43-5	0.54	<0.54	ug/L	6.Z
Metolachlor	51218-45-2	0.50	<0.50	ug/L	6.Z
Metribuzin	21087-64-9	0.50	<0.50	ug/L	6.Z
Pentachlorophenol	87-86-5	0.50	<0.50	ug/L	6.Z
Propachlor	1918-16-7	0.50	<0.50	ug/L	6.Z
Simazine	122-34-9	0.54	<0.54	ug/L	6.Z
Toxaphene	8001-35-2	0.50	<0.50	ug/L	6.Z

Date Prepared: 12/18/2024

Preparation Method: Outside Preparation

Date Analyzed: 12/26/2024

Analytical Method: EPA 525.2

Parameter	CAS No.	LOQ	Result	Units	Flag
3-Hydroxycarbofuran	16655-82-6	0.50	<0.50	ug/L	6.Z
Aldicarb	116-06-3	0.50	<0.50	ug/L	6.Z
Aldicarb Sulfone	1646-88-4	0.70	<0.70	ug/L	6.Z
Aldicarb Sulfoxide	1646-87-3	0.50	<0.50	ug/L	6.Z
Carbaryl	63-25-2	0.50	<0.50	ug/L	6.Z
Carbofuran	1563-66-2	0.90	<0.90	ug/L	6.Z
Methomyl	16752-77-5	0.50	<0.50	ug/L	6.Z
Oxamyl	23135-22-0	1.0	<1.0	ug/L	6.Z

Client: Delta Well And Pump Co	Client ID: Sands Uniondale Test Zone 3
Date (Time) Collected: 12/17/2024 06:00	Sample ID: Well #1 40 Hours
Date (Time) Received: 12/17/2024 09:20	Laboratory ID: 4121703-02
Matrix: Potable Water	ELAP: #11693

Parameter	CAS No.	LOQ	Result	Units	Flag
-----------	---------	-----	--------	-------	------

Date Prepared: 12/18/2024

Preparation Method: Outside Preparation

Date Analyzed: 12/26/2024

Analytical Method: EPA 531.2

Parameter	Date Analyzed	Method	LOQ	Result	Units	Flag
Glyphosate	12/26/2024 13:39	EPA 547	6.00	<6.00	ug/L	6.Z

Date Prepared: 12/18/2024

Preparation Method: Outside Preparation

Parameter	Date Analyzed	Method	LOQ	Result	Units	Flag
Endothall	12/26/2024 13:39	EPA 548.1	9.00	<9.00	ug/L	6.Z

Date Prepared: 12/18/2024

Preparation Method: Outside Preparation

Parameter	Date Analyzed	Method	LOQ	Result	Units	Flag
Diquat	12/26/2024 13:39	EPA 549.2	0.90	<0.90	ug/L	6.Z

Date Prepared: 12/18/2024

Preparation Method: Outside Preparation

Parameter	CAS No.	LOQ	Result	Units	Flag
Radium-226	NA	1.00	<1.00	pCi/L	6.Z

Date Prepared: 12/18/2024

Preparation Method: Outside Preparation

Date Analyzed: 12/26/2024

Analytical Method: EPA 903.0

Parameter	CAS No.	LOQ	Result	Units	Flag
Radium-228	NA	1.00	<1.00	pCi/L	6.Z

Date Prepared: 12/18/2024

Preparation Method: Outside Preparation

Date Analyzed: 12/26/2024

Analytical Method: EPA 904.0

Parameter	CAS No.	LOQ	Result	Units	Flag
Alpha, Gross	NA	3.00	<3.00	pCi/L	6.Z
Beta, Gross	NA	4.00	<4.00	pCi/L	6.Z

Date Prepared: 12/18/2024

Preparation Method: Outside Preparation

Date Analyzed: 12/26/2024

Analytical Method: EPA 9310

**Data Qualifiers Key Reference:**

- 1.C Holding time exceeded, analyze immediate parameter.
- 2.B Parameter not certifiable by NELAP.
- 4.C Target compound found in blank.
- 4.D Surrogate recovery has failed low.
- 4.F Spike recovery does not meet QC criteria due to high target compound concentration.
- 4.G Spike recovery out of range due to matrix interference.
- 4.K Continuing Calibration Verification (CCV) quality control levels failed high.
- 4.N LCS recovery was below QC acceptance limit.
- 4.R Initial Calibration Verification (ICV) quality control levels low.
- 6.Z Subcontractor ELAP #10670
- MDL Minimum Detection Limit
- LOQ Limit of Quantitation
- H Holding Time Exceeded



# CHAIN OF CUSTODY / REQUEST FOR ANALYSIS DOCUMENT

CLIENT NAME/ADDRESS DELTA WELL Pump 97 Union Ave Ronkonkoma 11779	CONTACT: Chris@deltawell.com PHONE: 631-981-2255	SAMPLER (SIGNATURE) <i>Client</i> SAMPLER NAME (PRINT) CLIENT SAMPLES RECEIVED AT 1.3 °C	SAMPLE(S) SEALED YES / NO CORRECT CONTAINER(S) YES / NO	<div style="border: 1px solid black; padding: 5px; font-size: 24px; font-weight: bold;">4121703</div>
PROJECT LOCATION: SANDS Uniondale	REPORTS EMAIL:	INVOICE EMAIL:	ANALYSIS REQUIRED VAC'S PFC's SVOC's SAC's VOC's	

LABORATORY ID # <small>For Laboratory Use Only</small>	MATRIX	TYPE	PH	RES. CHLORINE	PRES.	DATE	TIME	SAMPLE # LOCATION	# OF CONTAINERS
1.	01	PW	G			12-16-24	14:00	Well # 1 24 Hour	
2.	02	PW	G			12/17/24	6 AM	Well # 1 40 Hour	
3.									
4.									
5.									
6.									
7.									
8.								Preserved with: HCL By Client	
9.								Preserved with: Acetic By Client	
10.								Sample Preserved w/H2SO4 By Client	
11.								Sample Preserved w/NaOH By Client	
12.									
13.									
14.									

MATRIX: S=SOIL; SL=SLUDGE; DW=DRINKING WATER; A=AIR; W=WIPE; PC=PAINT CHIPS; BM= BULK MATERIAL, O=OIL, WW=WASTE WATER TYPE: G=GRAB; C=COMPOSITE; SS=SPLIT SPOON PRES: (1) ICE; (2) HCL; (3) H <sub>2</sub> SO <sub>4</sub> ; (4) NaOH; (5) Na <sub>2</sub> S <sub>2</sub> O <sub>3</sub> ; (6) HNO <sub>3</sub> ; (7) OTHER	TURNAROUND REQUIRED: <input type="checkbox"/> NORMAL <input type="checkbox"/> STAT	COMMENTS / INSTRUCTIONS BY: / /
--	---	------------------------------------

RELINQUISHED BY (SIGNATURE) <i>C Romano</i>	DATE 12/17/24	TIME 9:15	PRINTED NAME Colleen Romano	RECEIVED BY (SIGNATURE) <i>OR</i>	DATE 12-17-24	TIME 9:20	PRINTED NAME Evan Lazzaro
--	------------------	--------------	--------------------------------	--------------------------------------	------------------	--------------	------------------------------



architects + engineers

538 Broad Hollow Road, 4<sup>th</sup> Floor East  
Melville, NY 11747 | tel 631.756.8000 | h2m.com

## **APPENDIX 4**

### **SIEVE ANALYSES**

DATE: 12/30/24

JOB NO. 802

PROJECT: **SANDS UNIONDALE - TEST WELL**

**ZONE 1:**

SIEVE SIZE	DEPTH 520 CUM WT %	DEPTH 525 CUM WT %	DEPTH 530 CUM WT %	DEPTH 535 CUM WT %	DEPTH 540 CUM WT %	DEPTH 545 CUM WT %
0.056	21	16	115	255	265	372
0.046	31	27	168	270	276	384
0.033	46	44	242	282	289	398
0.023	56	50	275	287	298	407
0.016	65	63	285	292	306	413
0.012	70	72	287	294	312	418
0.008	94	83	288	295	315	422
PAN	145	125	294	300	337	452

**ZONE 2:**

SIEVE SIZE	DEPTH 390 CUM WT %	DEPTH 395 CUM WT %	DEPTH 400 CUM WT %	DEPTH 405 CUM WT %	DEPTH 410 CUM WT %	DEPTH 415 CUM WT %
0.056	8	6	32	26	100	40
0.046	12	13	42	40	129	65
0.033	27	28	59	62	156	100
0.023	62	51	70	79	172	125
0.016	145	106	81	94	190	147
0.012	234	171	97	106	214	164
0.008	277	206	98	114	230	173
PAN	331	254	135	148	281	244

SIEVE SIZE	DEPTH 420 CUM WT %	DEPTH 425 CUM WT %	DEPTH 430 CUM WT %	DEPTH 435 CUM WT %	DEPTH 440 CUM WT %	DEPTH 445 CUM WT %
0.056	15	9	17	4	18	4
0.046	22	13	26	6	26	10
0.033	48	27	45	17	45	28
0.023	93	52	90	37	87	66
0.016	176	102	194	84	159	141
0.012	234	166	276	157	210	204
0.008	245	178	309	186	225	227
PAN	277	205	376	251	268	277

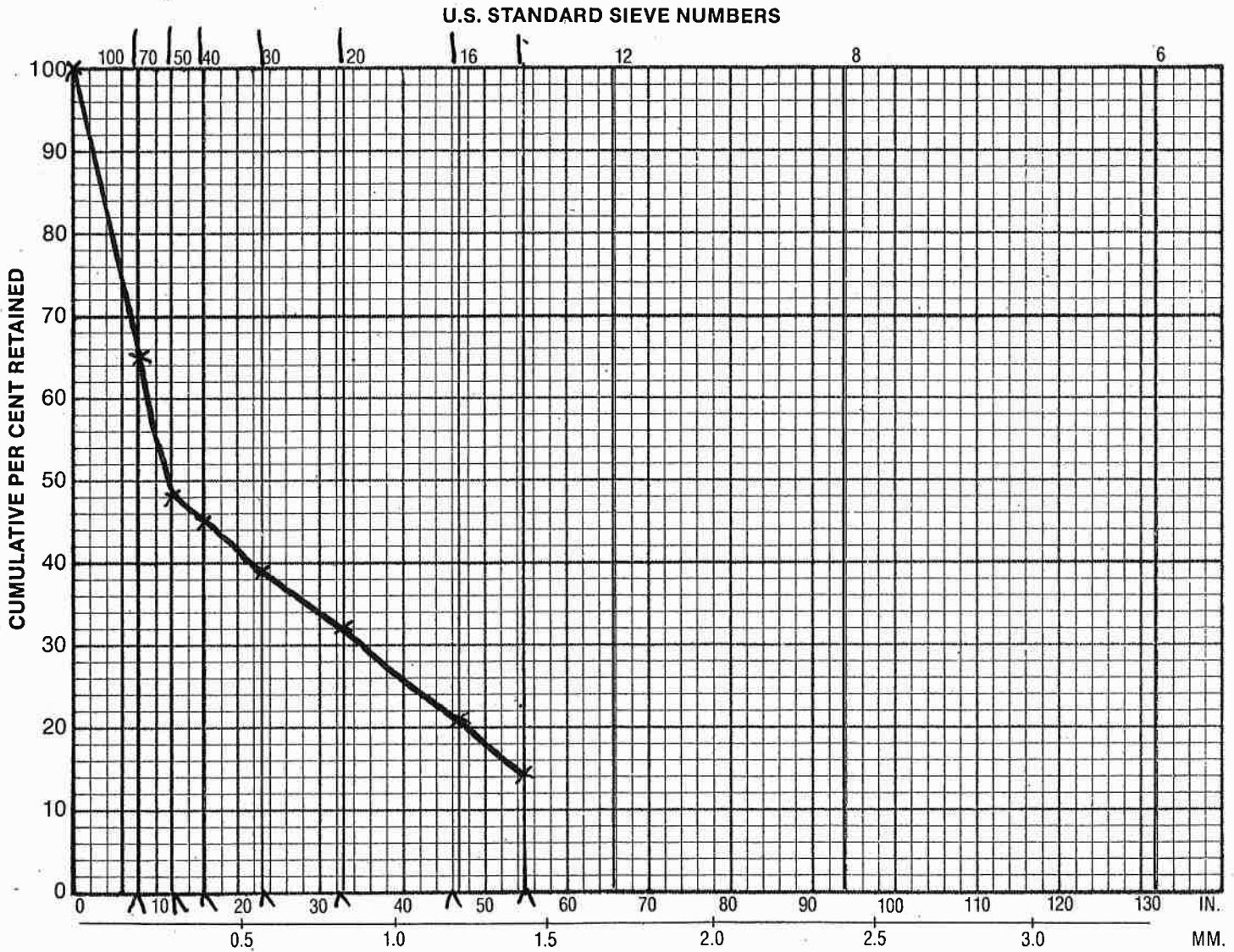
**ZONE 3:**

SIEVE SIZE	DEPTH 325 CUM WT %	DEPTH 330 CUM WT %	DEPTH 335 CUM WT %	DEPTH 340 CUM WT %	DEPTH 345 CUM WT %	DEPTH 350 CUM WT %
0.056	3	3	0	0	4	4
0.046	7	7	0	1	5	6
0.033	15	16	3	3	12	18
0.023	21	33	24	13	24	48
0.016	35	80	72	53	76	153
0.012	58	103	90	149	194	258
0.008	118	110	94	175	218	290
PAN	264	139	102	194	264	380

SIEVE SIZE	DEPTH 355 CUM WT %	DEPTH 360 CUM WT %	DEPTH 365 CUM WT %
0.056	15	78	13
0.046	29	110	33
0.033	54	142	62
0.023	81	160	82
0.016	140	171	98
0.012	197	177	111
0.008	217	181	118
PAN	282	197	155

Job Name SANDS - UNIONDALE TEST WELL Date 12-31-2024  
 City \_\_\_\_\_ State \_\_\_\_\_ Zip \_\_\_\_\_  
 Driller MURPHY, DEVINE Phone \_\_\_\_\_  
 Engineer H2M Phone \_\_\_\_\_  
 Remarks Depth = 520 feet ZONE 1



SLOT OPENING AND GRAIN SIZE IN THOUSANDTHS OF AN INCH AND MM.

U.S. SIEVE NO.	SLOT OPENING		SAMPLE DEPTHS			
	IN.	MM				
6	.132	3.36				
8	.094	2.38				
12	.066	1.68				
16	.047	1.19				
20	.033	0.84				
30	.023	0.60				
40	.016	0.42				
50	.012	0.30				
70	.008	0.21				
100	.006	0.15				

0.150 IN. DIA.

K.O.S.S.S

Comments \_\_\_\_\_  
 \_\_\_\_\_  
 \_\_\_\_\_

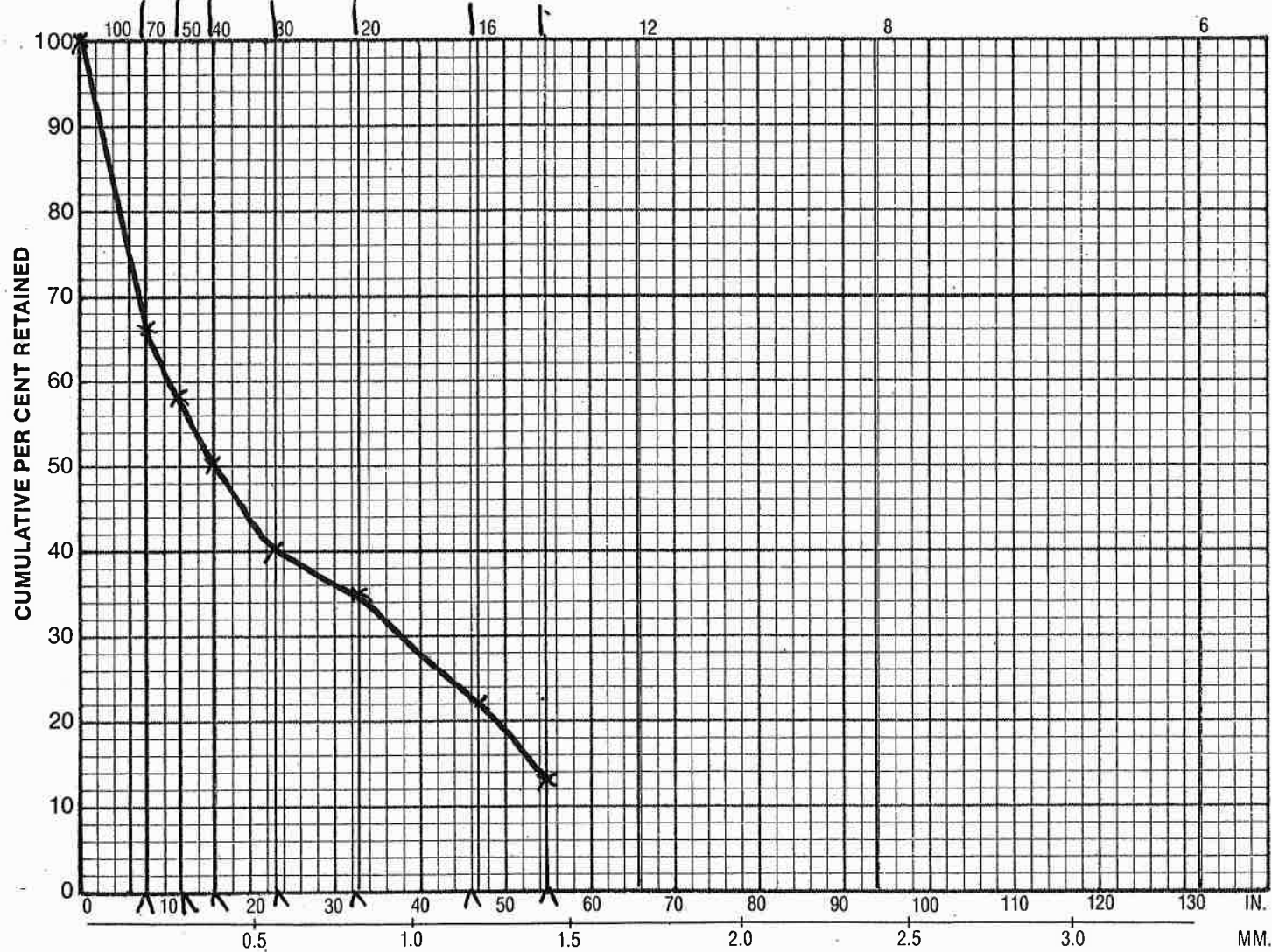
SCREEN RECOMMENDATIONS: DIAM. \_\_\_\_\_

SLOT	SETTING	LENGTH

SO MANY CONSIDERATIONS ENTER INTO THE MAKING OF A GOOD WELL THAT, WHILE WE BELIEVE SLOT SIZES FURNISHED OR RECOMMENDED FROM SAND SAMPLES ARE CORRECT WE ASSUME NO RESPONSIBILITY FOR THE SUCCESSFUL OPERATION OF ANY WELL.

Job Name SANDS-UNIONDALE TEST WELL Date 12-31-2024  
 City \_\_\_\_\_ State \_\_\_\_\_ Zip \_\_\_\_\_  
 Driller MURPHY, DEVINE Phone \_\_\_\_\_  
 Engineer H2M Phone \_\_\_\_\_  
 Remarks Depth = 525 feet ZONE 1

**U.S. STANDARD SIEVE NUMBERS**



**SLOT OPENING AND GRAIN SIZE IN THOUSANDTHS OF AN INCH AND MM.**

U.S. SIEVE NO.	SLOT OPENING		SAMPLE DEPTHS			
	IN.	MM				
6	.132	3.36				
8	.094	2.38				
12	.066	1.68				
16	.047	1.19				
20	.033	0.84				
30	.023	0.60				
40	.016	0.42				
50	.012	0.30				
70	.008	0.21				
100	.006	0.15				

*Handwritten note: 1/4" 5/32" 10.0555*

Comments \_\_\_\_\_  
 \_\_\_\_\_  
 \_\_\_\_\_

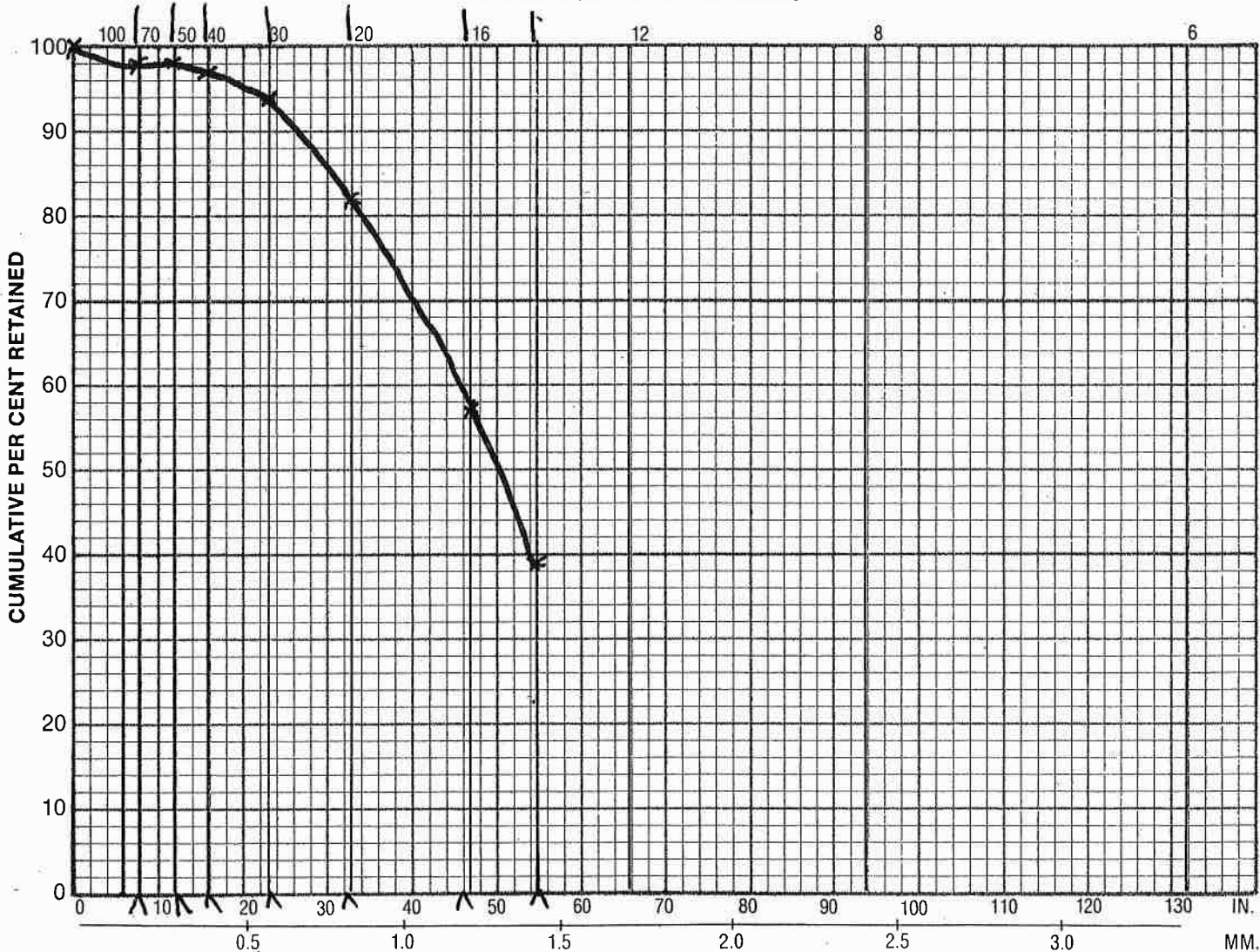
SCREEN RECOMMENDATIONS: DIAM. \_\_\_\_\_

SLOT	SETTING	LENGTH

SO MANY CONSIDERATIONS ENTER INTO THE MAKING OF A GOOD WELL THAT, WHILE WE BELIEVE SLOT SIZES FURNISHED OR RECOMMENDED FROM SAND SAMPLES ARE CORRECT WE ASSUME NO RESPONSIBILITY FOR THE SUCCESSFUL OPERATION OF ANY WELL.

Job Name SANDS - UNIONDALE TEST WELL Date 12-31-2024  
 City \_\_\_\_\_ State \_\_\_\_\_ Zip \_\_\_\_\_  
 Driller MURPHY, DEVINE Phone \_\_\_\_\_  
 Engineer H2M Phone \_\_\_\_\_  
 Remarks Depth = 530 feet ZONE 1

U.S. STANDARD SIEVE NUMBERS



SLOT OPENING AND GRAIN SIZE IN THOUSANDTHS OF AN INCH AND MM.

U.S. SIEVE NO.	SLOT OPENING		SAMPLE DEPTHS			
	IN.	MM				
6	.132	3.36				
8	.094	2.38				
12	.066	1.68				
16	.047	1.19				
20	.033	0.84				
30	.023	0.60				
40	.016	0.42				
50	.012	0.30				
70	.008	0.21				
100	.006	0.15				

0-100 mm

*K.0555*

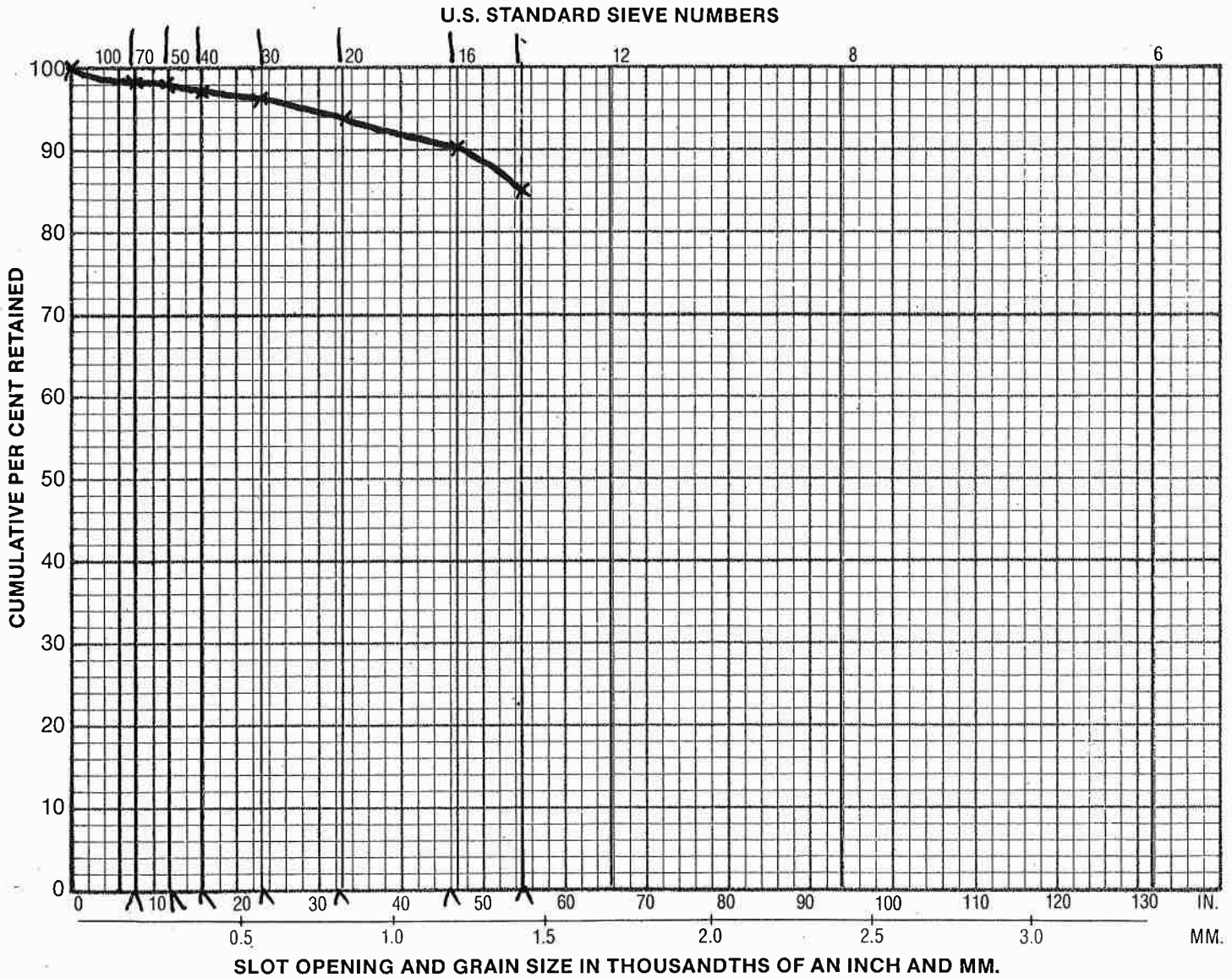
Comments \_\_\_\_\_  
 \_\_\_\_\_  
 \_\_\_\_\_

SCREEN RECOMMENDATIONS: DIAM. \_\_\_\_\_

SLOT	SETTING	LENGTH

SO MANY CONSIDERATIONS ENTER INTO THE MAKING OF A GOOD WELL THAT, WHILE WE BELIEVE SLOT SIZES FURNISHED OR RECOMMENDED FROM SAND SAMPLES ARE CORRECT WE ASSUME NO RESPONSIBILITY FOR THE SUCCESSFUL OPERATION OF ANY WELL.

Job Name SANDS - UNIONDALE TEST WELL Date 12-31-2024  
 City \_\_\_\_\_ State \_\_\_\_\_ Zip \_\_\_\_\_  
 Driller MURPHY, DEVINE Phone \_\_\_\_\_  
 Engineer H2M Phone \_\_\_\_\_  
 Remarks Depth = 535 feet ZONE 1



SLOT OPENING AND GRAIN SIZE IN THOUSANDTHS OF AN INCH AND MM.

U.S. SIEVE NO.	SLOT OPENING		SAMPLE DEPTHS			
	IN.	MM				
6	.132	3.36				
8	.094	2.38				
12	.066	1.68				
16	.047	1.19				
20	.033	0.84				
30	.023	0.60				
40	.016	0.42				
50	.012	0.30				
70	.008	0.21				
100	.006	0.15				

Comments UP TO 3/4" STONES

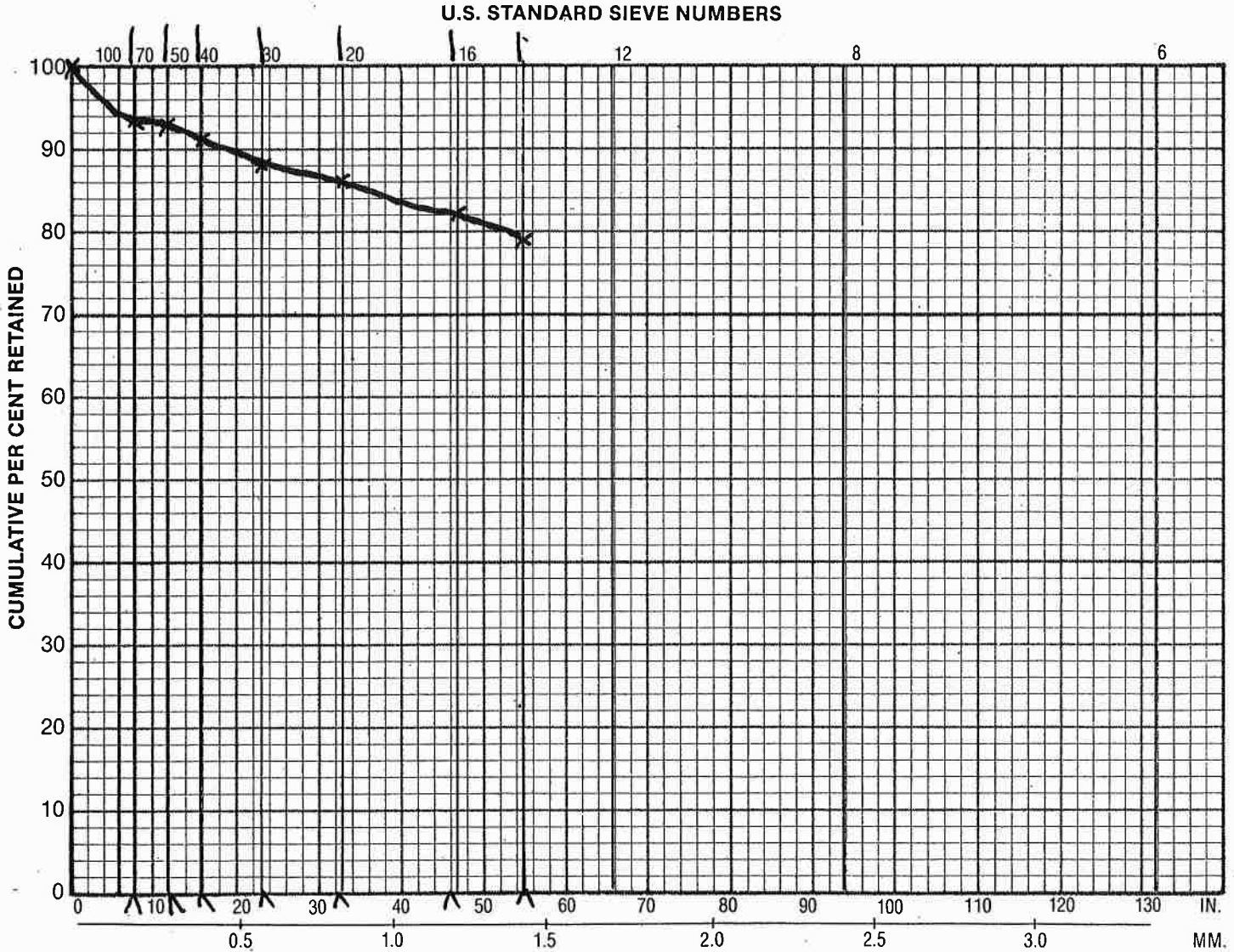
SCREEN RECOMMENDATIONS: DIAM. \_\_\_\_\_

SLOT	SETTING	LENGTH

SO MANY CONSIDERATIONS ENTER INTO THE MAKING OF A GOOD WELL THAT, WHILE WE BELIEVE SLOT SIZES FURNISHED OR RECOMMENDED FROM SAND SAMPLES ARE CORRECT WE ASSUME NO RESPONSIBILITY FOR THE SUCCESSFUL OPERATION OF ANY WELL.

14  
0-100 ft

Job Name SANDS - UNIONDALE TEST WELL Date 12-31-2024  
 City \_\_\_\_\_ State \_\_\_\_\_ Zip \_\_\_\_\_  
 Driller MURPHY, DEVINE Phone \_\_\_\_\_  
 Engineer H2M Phone \_\_\_\_\_  
 Remarks Depth = 540 feet ZONE 1



SLOT OPENING AND GRAIN SIZE IN THOUSANDTHS OF AN INCH AND MM.

U.S. SIEVE NO.	SLOT OPENING		SAMPLE DEPTHS
	IN.	MM	
6	.132	3.36	
8	.094	2.38	
12	.066	1.68	
16	.047	1.19	
20	.033	0.84	
30	.023	0.60	
40	.016	0.42	
50	.012	0.30	
70	.008	0.21	
100	.006	0.15	

Comments UP TO 3/4" STONES  
CLAY

SCREEN RECOMMENDATIONS: DIAM. \_\_\_\_\_

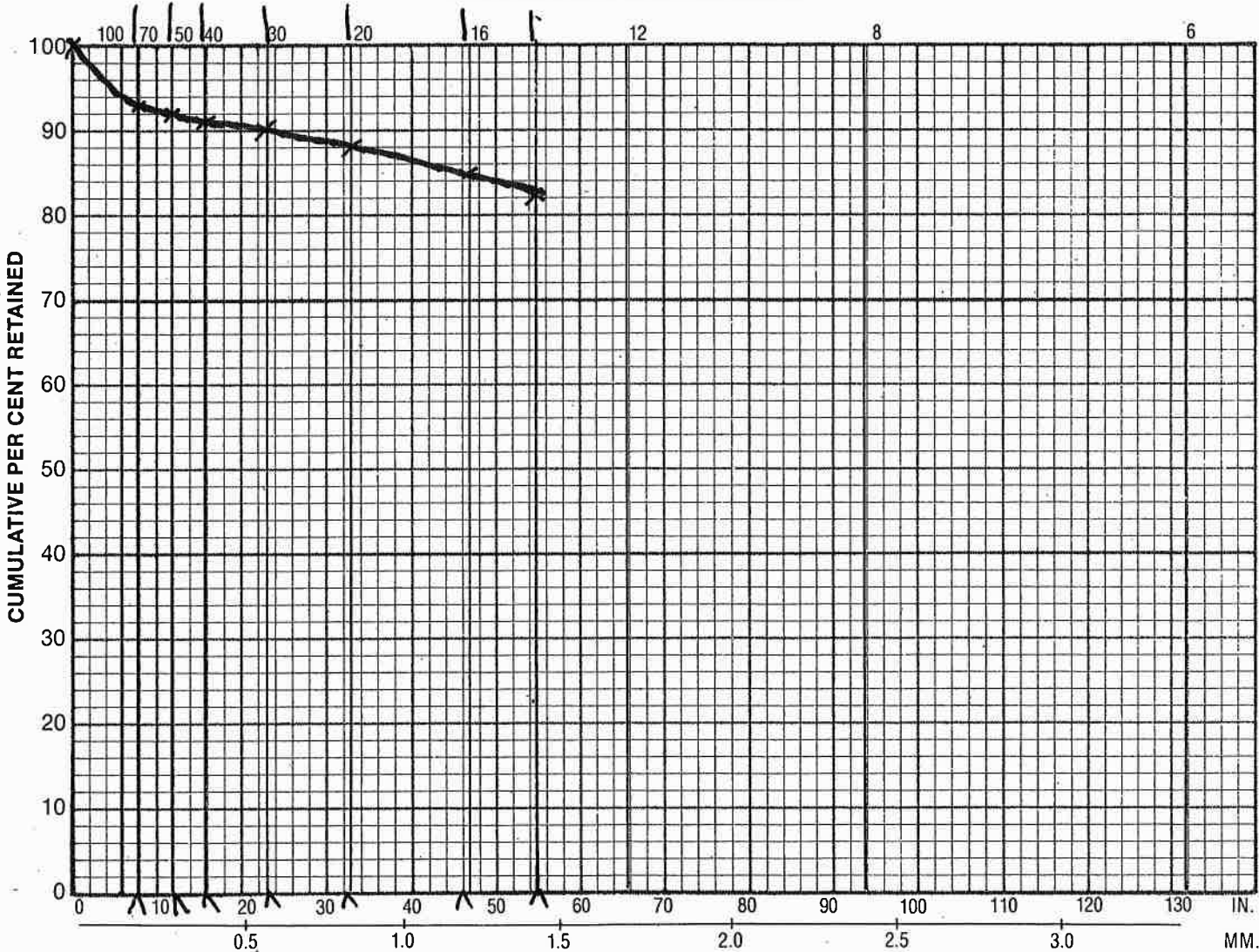
SLOT	SETTING	LENGTH

SO MANY CONSIDERATIONS ENTER INTO THE MAKING OF A GOOD WELL THAT, WHILE WE BELIEVE SLOT SIZES FURNISHED OR RECOMMENDED FROM SAND SAMPLES ARE CORRECT WE ASSUME NO RESPONSIBILITY FOR THE SUCCESSFUL OPERATION OF ANY WELL.

0-100 mm

Job Name SANDS - UNIONDALE TEST WELL Date 12-31-2024  
 City \_\_\_\_\_ State \_\_\_\_\_ Zip \_\_\_\_\_  
 Driller MURPHY, DEVINE Phone \_\_\_\_\_  
 Engineer H2M Phone \_\_\_\_\_  
 Remarks Depth = 545 feet ZONE 1

U.S. STANDARD SIEVE NUMBERS



SLOT OPENING AND GRAIN SIZE IN THOUSANDTHS OF AN INCH AND MM.

U.S. SIEVE NO.	SLOT OPENING		SAMPLE DEPTHS			
	IN.	MM				
6	.132	3.36				
8	.094	2.38				
12	.066	1.68				
16	.047	1.19				
20	.033	0.84				
30	.023	0.60				
40	.016	0.42				
50	.012	0.30				
70	.008	0.21				
100	.006	0.15				

Comments UP TO 2" STONES  
CLAY, LIGNITE

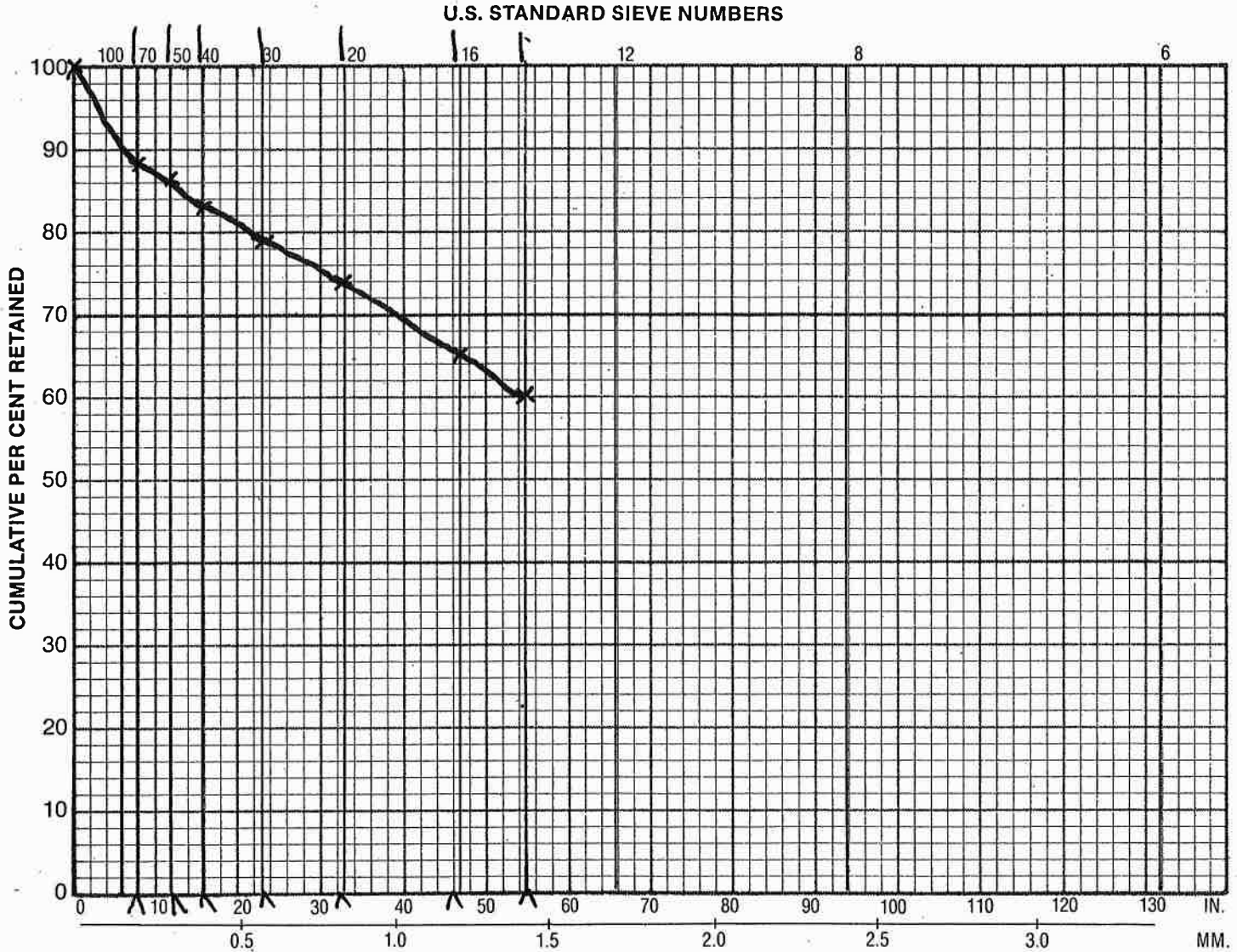
SCREEN RECOMMENDATIONS: DIAM. \_\_\_\_\_

SLOT	SETTING	LENGTH

14  
 0-100 500

SO MANY CONSIDERATIONS ENTER INTO THE MAKING OF A GOOD WELL THAT, WHILE WE BELIEVE SLOT SIZES FURNISHED OR RECOMMENDED FROM SAND SAMPLES ARE CORRECT WE ASSUME NO RESPONSIBILITY FOR THE SUCCESSFUL OPERATION OF ANY WELL.

Job Name SANDS - UNIONDALE TEST WELL Date 12-31-2024  
 City \_\_\_\_\_ State \_\_\_\_\_ Zip \_\_\_\_\_  
 Driller MURPHY, DEVINE Phone \_\_\_\_\_  
 Engineer H2M Phone \_\_\_\_\_  
 Remarks Depth = 550 feet ZONE 1



SLOT OPENING AND GRAIN SIZE IN THOUSANDTHS OF AN INCH AND MM.

U.S. SIEVE NO.	SLOT OPENING		SAMPLE DEPTHS	
	IN.	MM		
6	.132	3.36		
8	.094	2.38		
12	.066	1.68		
16	.047	1.19		
20	.033	0.84		
30	.023	0.60		
40	.016	0.42		
50	.012	0.30		
70	.008	0.21		
100	.006	0.15		

0-1000 ft

*K.O.S.S.S*

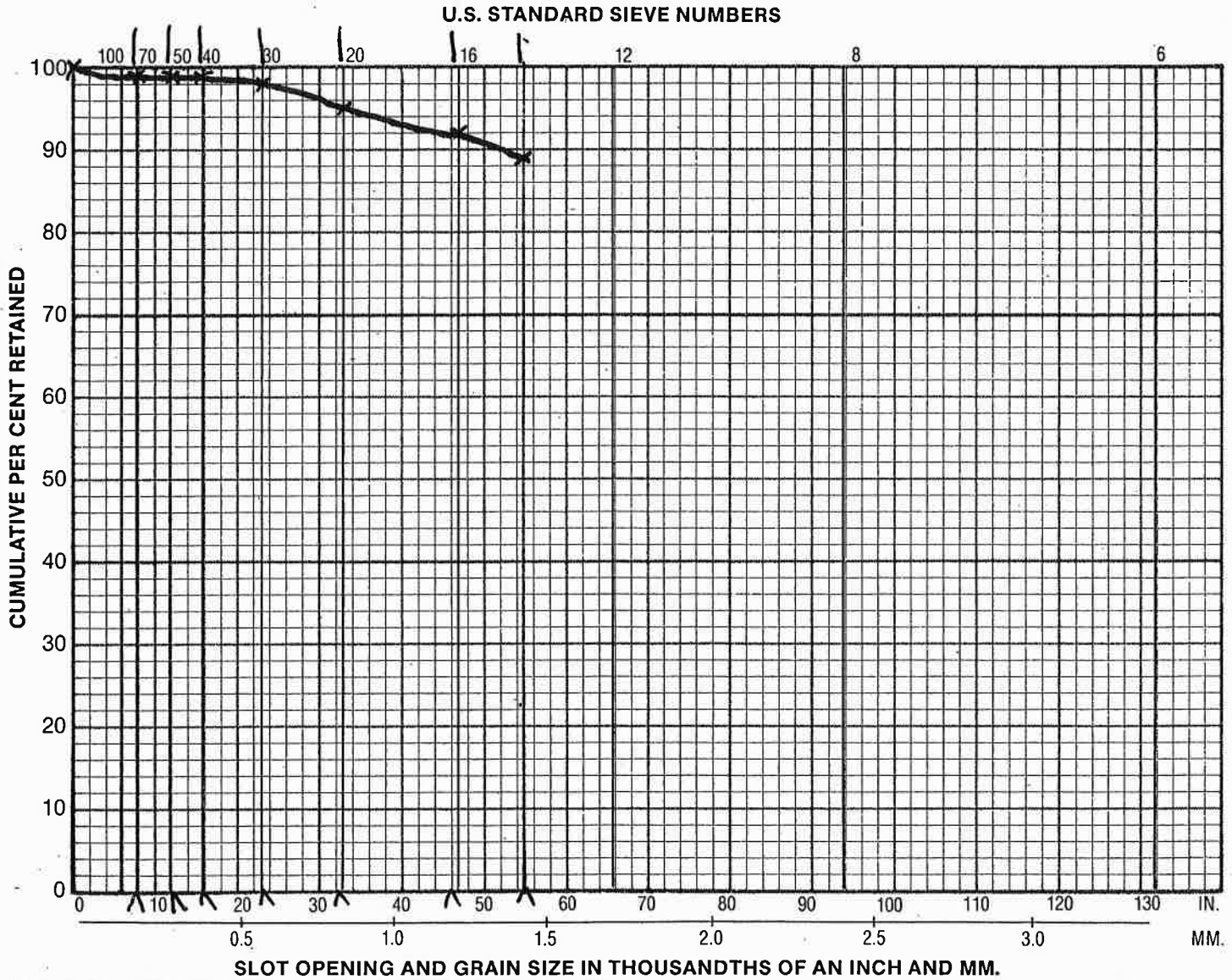
Comments \_\_\_\_\_  
 \_\_\_\_\_  
 \_\_\_\_\_

SCREEN RECOMMENDATIONS: DIAM. \_\_\_\_\_

SLOT	SETTING	LENGTH

SO MANY CONSIDERATIONS ENTER INTO THE MAKING OF A GOOD WELL THAT, WHILE WE BELIEVE SLOT SIZES FURNISHED OR RECOMMENDED FROM SAND SAMPLES ARE CORRECT WE ASSUME NO RESPONSIBILITY FOR THE SUCCESSFUL OPERATION OF ANY WELL.

Job Name SANDS - UNIONDALE TEST WELL Date 12-31-2024  
 City \_\_\_\_\_ State \_\_\_\_\_ Zip \_\_\_\_\_  
 Driller MURPHY DEVINE Phone \_\_\_\_\_  
 Engineer H2M Phone \_\_\_\_\_  
 Remarks Depth = 555 feet ZONE 1



SLOT OPENING AND GRAIN SIZE IN THOUSANDTHS OF AN INCH AND MM.

U.S. SIEVE NO.	SLOT OPENING		SAMPLE DEPTHS		
	IN.	MM			
6	.132	3.36			
8	.094	2.38			
12	.066	1.68			
16	.047	1.19			
20	.033	0.84			
30	.023	0.60			
40	.016	0.42			
50	.012	0.30			
70	.008	0.21			
100	.006	0.15			

Comments UP TO 3/4" STONES

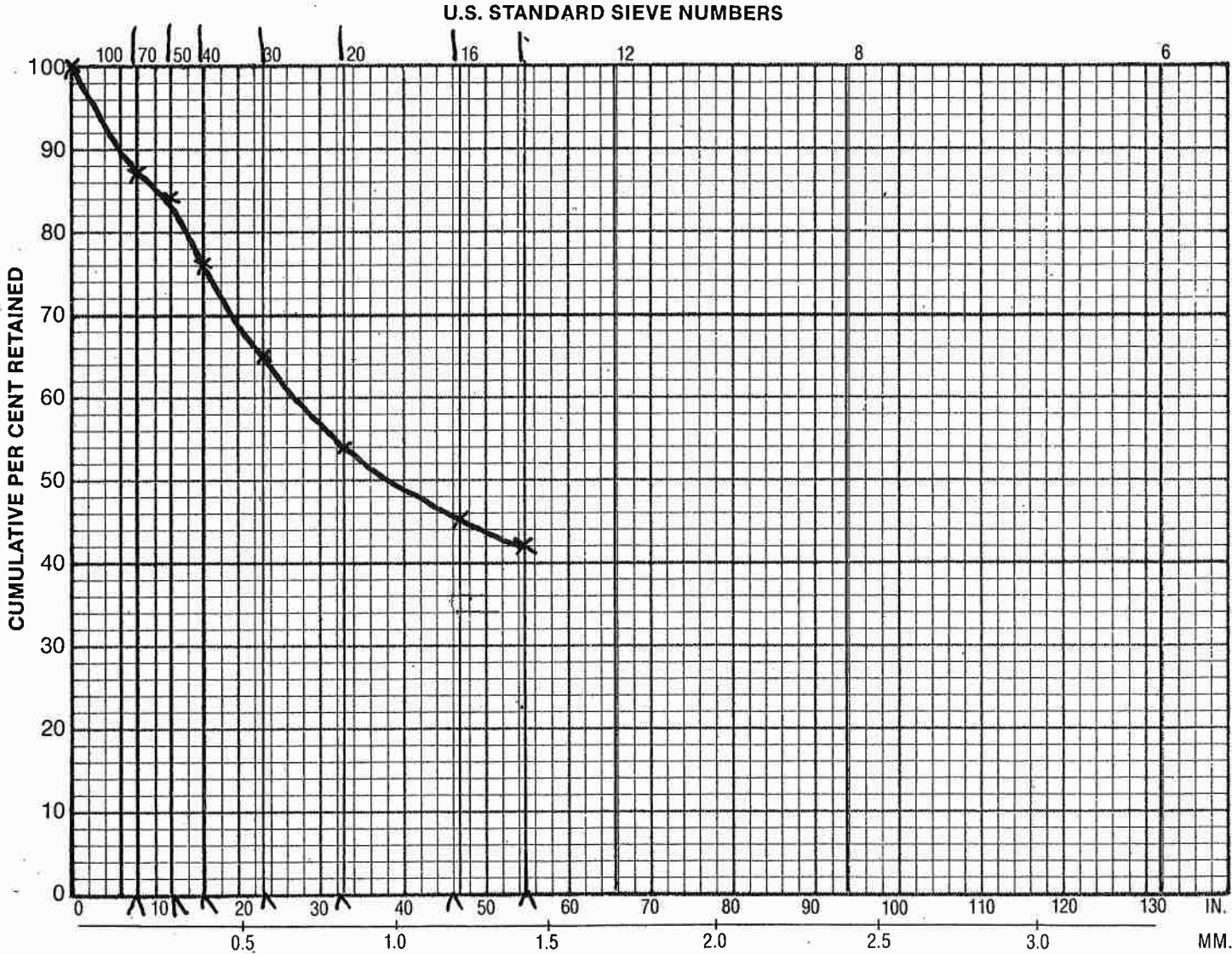
SCREEN RECOMMENDATIONS: DIAM. \_\_\_\_\_

SLOT	SETTING	LENGTH

SO MANY CONSIDERATIONS ENTER INTO THE MAKING OF A GOOD WELL THAT, WHILE WE BELIEVE SLOT SIZES FURNISHED OR RECOMMENDED FROM SAND SAMPLES ARE CORRECT WE ASSUME NO RESPONSIBILITY FOR THE SUCCESSFUL OPERATION OF ANY WELL.

0.100 to 0.075

Job Name SANDS-UNIONDALE TEST WELL Date 12-31-2024  
 City \_\_\_\_\_ State \_\_\_\_\_ Zip \_\_\_\_\_  
 Driller MURPHY, DEVINE Phone \_\_\_\_\_  
 Engineer H2M Phone \_\_\_\_\_  
 Remarks Depth = 560 feet ZONE 1



SLOT OPENING AND GRAIN SIZE IN THOUSANDTHS OF AN INCH AND MM.

U.S. SIEVE NO.	SLOT OPENING		SAMPLE DEPTHS	
	IN.	MM		
6	.132	3.36		
8	.094	2.38		
12	.066	1.68		
16	.047	1.19		
20	.033	0.84		
30	.023	0.60		
40	.016	0.42		
50	.012	0.30		
70	.008	0.21		
100	.006	0.15		

Comments UP TO 1/2" STONES

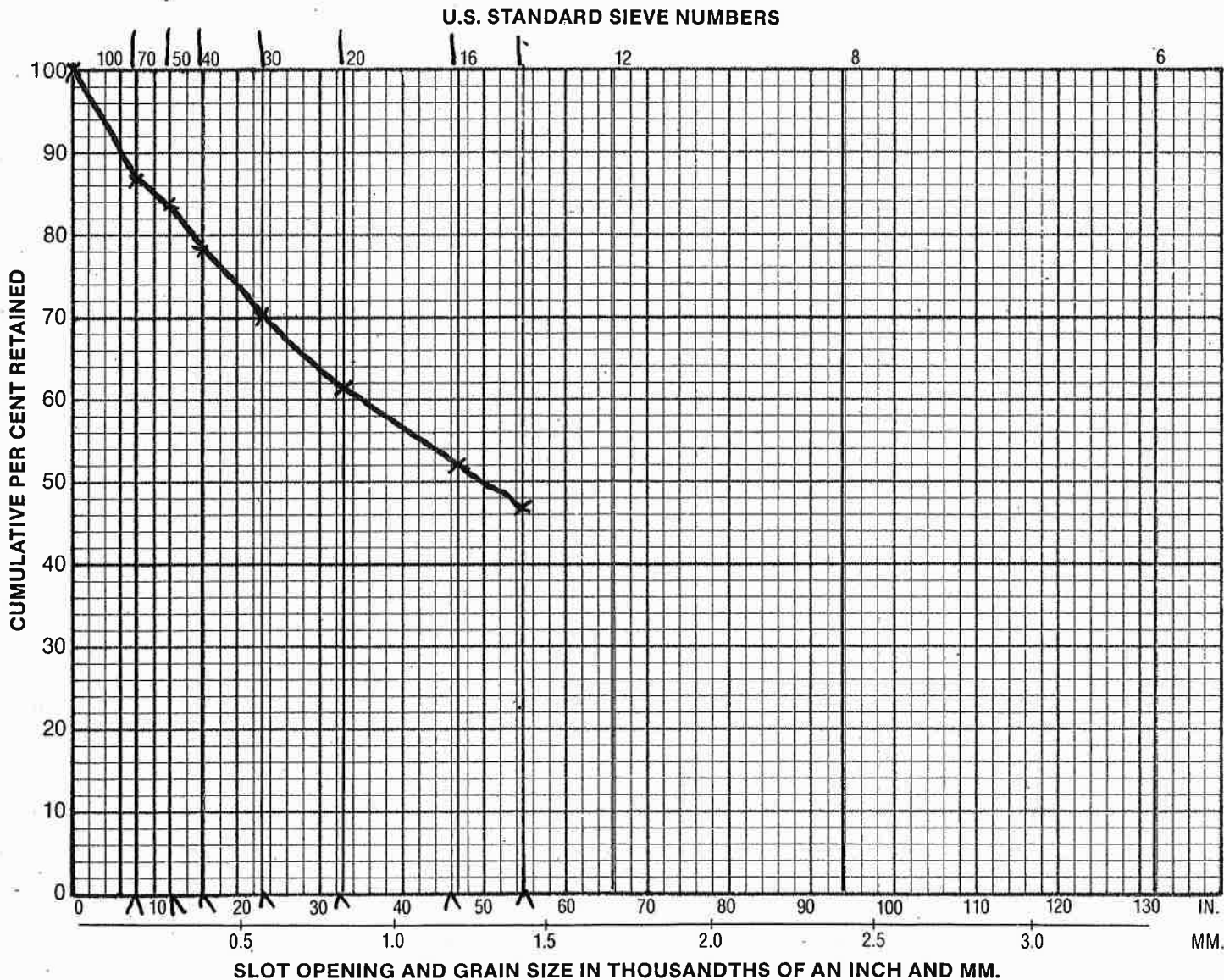
SCREEN RECOMMENDATIONS: DIAM. \_\_\_\_\_

SLOT	SETTING	LENGTH

0-100% sand

SO MANY CONSIDERATIONS ENTER INTO THE MAKING OF A GOOD WELL THAT, WHILE WE BELIEVE SLOT SIZES FURNISHED OR RECOMMENDED FROM SAND SAMPLES ARE CORRECT WE ASSUME NO RESPONSIBILITY FOR THE SUCCESSFUL OPERATION OF ANY WELL.

Job Name SANDS - UNIONDALE TEST WELL Date 12-31-2024  
 City \_\_\_\_\_ State \_\_\_\_\_ Zip \_\_\_\_\_  
 Driller MURPHY, DEVINE Phone \_\_\_\_\_  
 Engineer H2M Phone \_\_\_\_\_  
 Remarks Depth = 565 feet ZONE 1



SLOT OPENING AND GRAIN SIZE IN THOUSANDTHS OF AN INCH AND MM.

U.S. SIEVE NO.	SLOT OPENING		SAMPLE DEPTHS		
	IN.	MM			
6	.132	3.36			
8	.094	2.38			
12	.066	1.68			
16	.047	1.19			
20	.033	0.84			
30	.023	0.60			
40	.016	0.42			
50	.012	0.30			
70	.008	0.21			
100	.006	0.15			

Comments \_\_\_\_\_  
 \_\_\_\_\_  
 \_\_\_\_\_

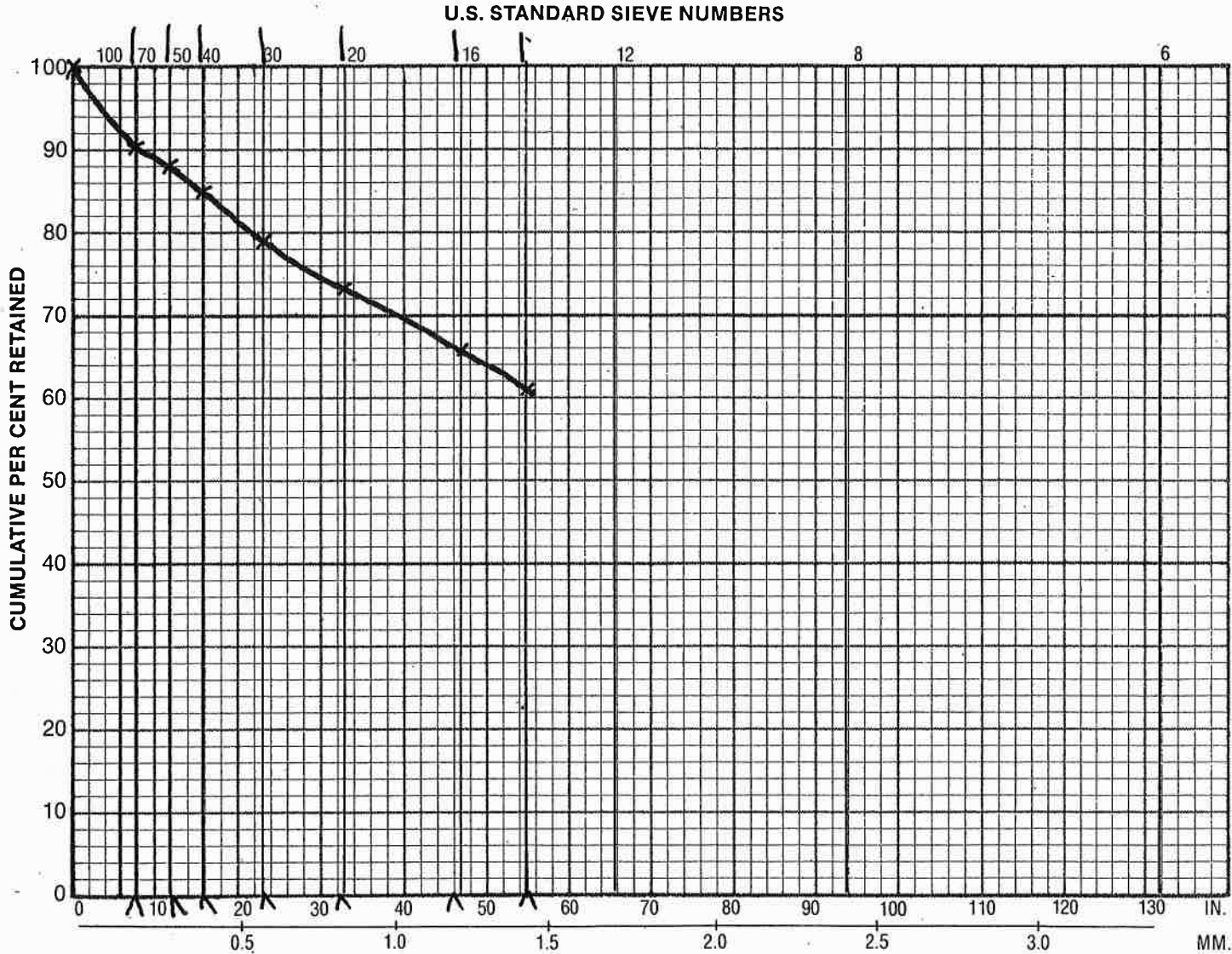
SCREEN RECOMMENDATIONS: DIAM. \_\_\_\_\_

SLOT	SETTING	LENGTH

SO MANY CONSIDERATIONS ENTER INTO THE MAKING OF A GOOD WELL THAT, WHILE WE BELIEVE SLOT SIZES FURNISHED OR RECOMMENDED FROM SAND SAMPLES ARE CORRECT WE ASSUME NO RESPONSIBILITY FOR THE SUCCESSFUL OPERATION OF ANY WELL.

0-1000 5/24

Job Name SANDS-UNIONDALE TEST WELL Date 12-31-2024  
 City \_\_\_\_\_ State \_\_\_\_\_ Zip \_\_\_\_\_  
 Driller MURPHY, DEVINE Phone \_\_\_\_\_  
 Engineer H2M Phone \_\_\_\_\_  
 Remarks Depth = 570 feet ZONE 1



**SLOT OPENING AND GRAIN SIZE IN THOUSANDTHS OF AN INCH AND MM.**

U.S. SIEVE NO.	SLOT OPENING		SAMPLE DEPTHS		
	IN.	MM			
6	.132	3.36			
8	.094	2.38			
12	.066	1.68			
16	.047	1.19			
20	.033	0.84			
30	.023	0.60			
40	.016	0.42			
50	.012	0.30			
70	.008	0.21			
100	.006	0.15			

0-100 5/24

K0.555

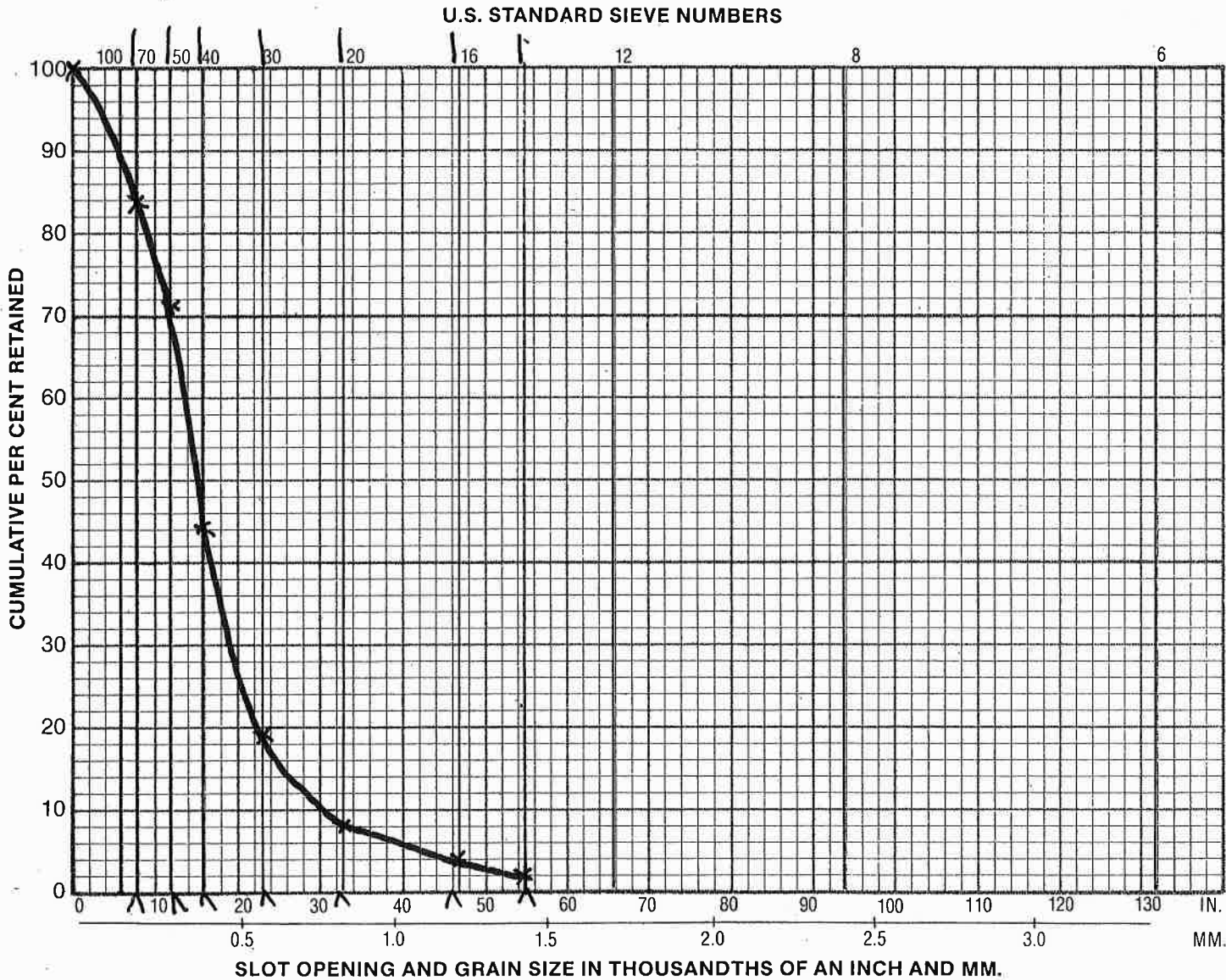
Comments \_\_\_\_\_  
 \_\_\_\_\_  
 \_\_\_\_\_

SCREEN RECOMMENDATIONS: DIAM. \_\_\_\_\_

SLOT	SETTING	LENGTH

SO MANY CONSIDERATIONS ENTER INTO THE MAKING OF A GOOD WELL THAT, WHILE WE BELIEVE SLOT SIZES FURNISHED OR RECOMMENDED FROM SAND SAMPLES ARE CORRECT WE ASSUME NO RESPONSIBILITY FOR THE SUCCESSFUL OPERATION OF ANY WELL.

Job Name SANDS - UNIONDALE TEST WELL Date 12-31-2024  
 City \_\_\_\_\_ State \_\_\_\_\_ Zip \_\_\_\_\_  
 Driller MURPHY, DEVINE Phone \_\_\_\_\_  
 Engineer H2M Phone \_\_\_\_\_  
 Remarks Depth = 390 feet ZONE 2



SLOT OPENING AND GRAIN SIZE IN THOUSANDTHS OF AN INCH AND MM.

U.S. SIEVE NO.	SLOT OPENING		SAMPLE DEPTHS			
	IN.	MM				
6	.132	3.36				
8	.094	2.38				
12	.066	1.68				
16	.047	1.19				
20	.033	0.84				
30	.023	0.60				
40	.016	0.42				
50	.012	0.30				
70	.008	0.21				
100	.006	0.15				

0.150 5/16"

*K.O.S.S.S*

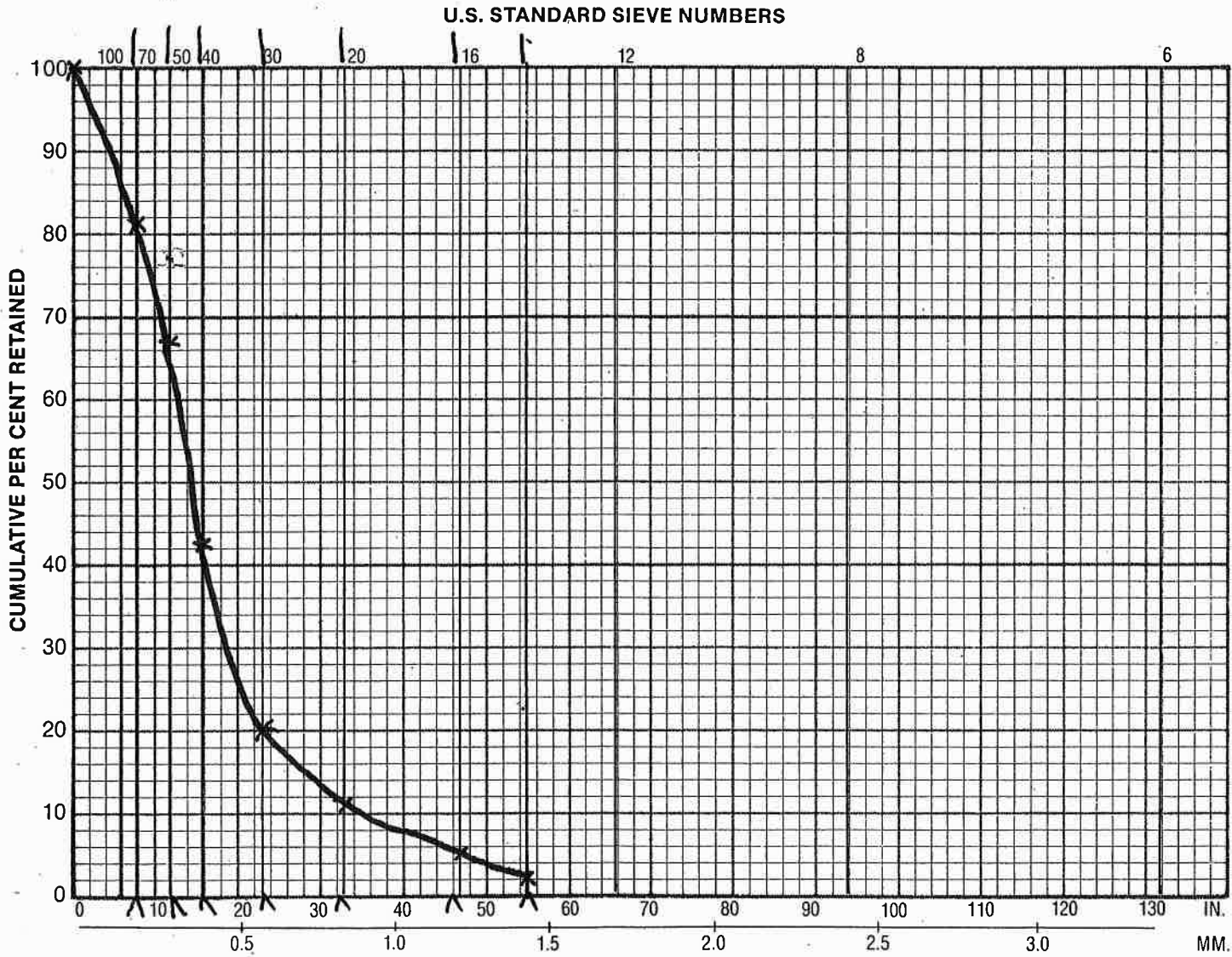
Comments \_\_\_\_\_  
 \_\_\_\_\_  
 \_\_\_\_\_

SCREEN RECOMMENDATIONS: DIAM. \_\_\_\_\_

SLOT	SETTING	LENGTH

SO MANY CONSIDERATIONS ENTER INTO THE MAKING OF A GOOD WELL THAT, WHILE WE BELIEVE SLOT SIZES FURNISHED OR RECOMMENDED FROM SAND SAMPLES ARE CORRECT WE ASSUME NO RESPONSIBILITY FOR THE SUCCESSFUL OPERATION OF ANY WELL.

Job Name SANDS - UNIONDALE TEST WELL Date 12-31-2024  
 City \_\_\_\_\_ State \_\_\_\_\_ Zip \_\_\_\_\_  
 Driller MURPHY, DEVINE Phone \_\_\_\_\_  
 Engineer H2M Phone \_\_\_\_\_  
 Remarks Depth = 395 feet ZONE 2



SLOT OPENING AND GRAIN SIZE IN THOUSANDTHS OF AN INCH AND MM.

U.S. SIEVE NO.	SLOT OPENING		SAMPLE DEPTHS		
	IN.	MM			
6	.132	3.36			
8	.094	2.38			
12	.066	1.68			
16	.047	1.19			
20	.033	0.84			
30	.023	0.60			
40	.016	0.42			
50	.012	0.30			
70	.008	0.21			
100	.006	0.15			

2-10-2024

*Handwritten note:* 10.555

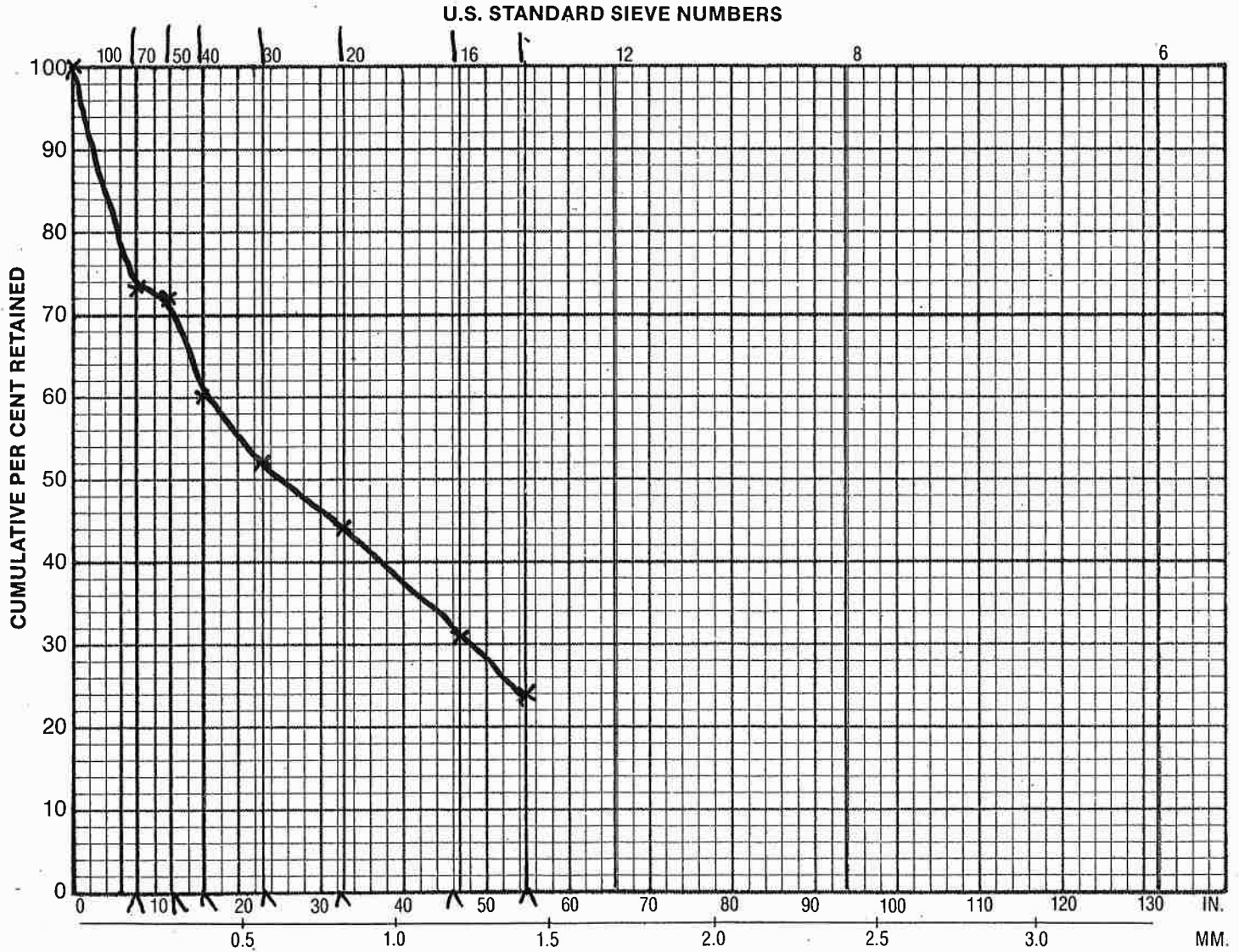
Comments \_\_\_\_\_  
 \_\_\_\_\_  
 \_\_\_\_\_

SCREEN RECOMMENDATIONS: DIAM. \_\_\_\_\_

SLOT	SETTING	LENGTH

SO MANY CONSIDERATIONS ENTER INTO THE MAKING OF A GOOD WELL THAT, WHILE WE BELIEVE SLOT SIZES FURNISHED OR RECOMMENDED FROM SAND SAMPLES ARE CORRECT WE ASSUME NO RESPONSIBILITY FOR THE SUCCESSFUL OPERATION OF ANY WELL.

Job Name SANDS-UNIONDALE TEST WELL Date 12-31-2024  
 City \_\_\_\_\_ State \_\_\_\_\_ Zip \_\_\_\_\_  
 Driller MURPHY, DEVINE Phone \_\_\_\_\_  
 Engineer H2M Phone \_\_\_\_\_  
 Remarks Depth = 400 feet ZONE 2



SLOT OPENING AND GRAIN SIZE IN THOUSANDTHS OF AN INCH AND MM.

U.S. SIEVE NO.	SLOT OPENING		SAMPLE DEPTHS		
	IN.	MM			
6	.132	3.36			
8	.094	2.38			
12	.066	1.68			
16	.047	1.19			
20	.033	0.84			
30	.023	0.60			
40	.016	0.42			
50	.012	0.30			
70	.008	0.21			
100	.006	0.15			

2-10-20-30-40-50-70-100

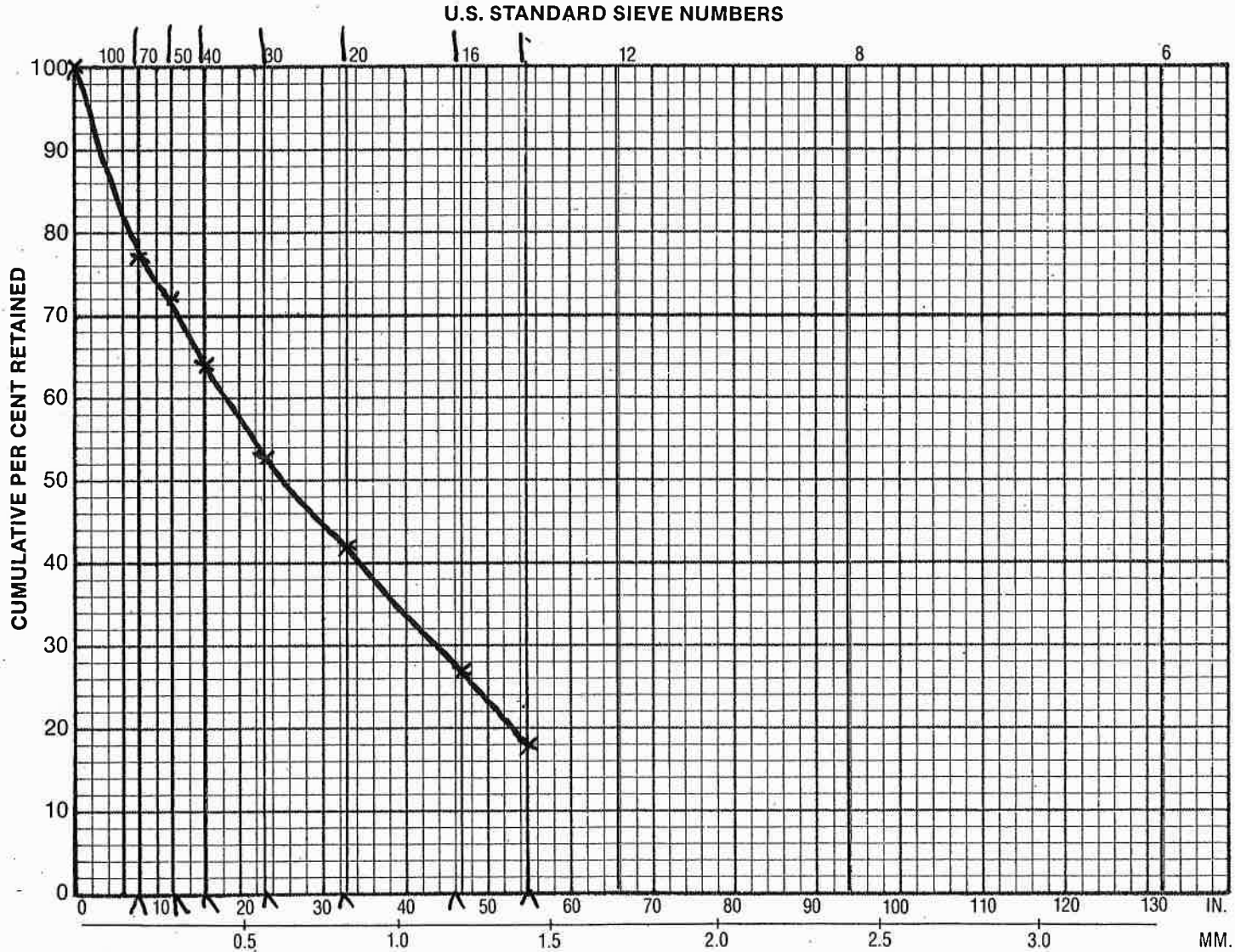
K.O.S.S.S

Comments \_\_\_\_\_  
 \_\_\_\_\_  
 \_\_\_\_\_  
 SCREEN RECOMMENDATIONS: DIAM. \_\_\_\_\_

SLOT	SETTING	LENGTH

SO MANY CONSIDERATIONS ENTER INTO THE MAKING OF A GOOD WELL THAT, WHILE WE BELIEVE SLOT SIZES FURNISHED OR RECOMMENDED FROM SAND SAMPLES ARE CORRECT WE ASSUME NO RESPONSIBILITY FOR THE SUCCESSFUL OPERATION OF ANY WELL.

Job Name SANDS - UNIONDALE TEST WELL Date 12-31-2024  
 City \_\_\_\_\_ State \_\_\_\_\_ Zip \_\_\_\_\_  
 Driller MURPHY, DEVINE Phone \_\_\_\_\_  
 Engineer H2M Phone \_\_\_\_\_  
 Remarks Depth = 405 feet ZONE 2



**SLOT OPENING AND GRAIN SIZE IN THOUSANDTHS OF AN INCH AND MM.**

U.S. SIEVE NO.	SLOT OPENING		SAMPLE DEPTHS			
	IN.	MM				
6	.132	3.36				
8	.094	2.38				
12	.066	1.68				
16	.047	1.19				
20	.033	0.84				
30	.023	0.60				
40	.016	0.42				
50	.012	0.30				
70	.008	0.21				
100	.006	0.15				

0-100 mm

*Handwritten note:* K0.555

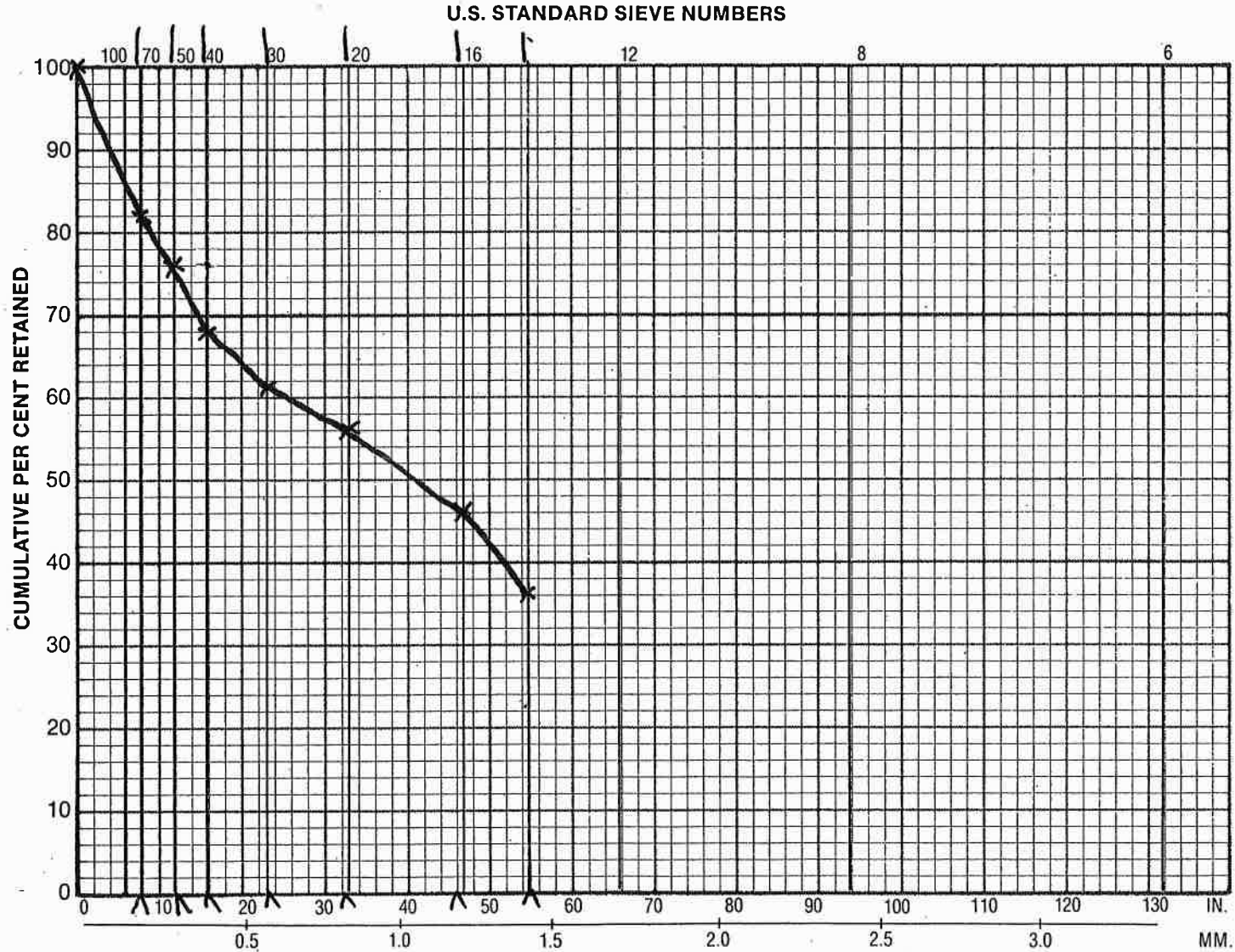
Comments \_\_\_\_\_  
 \_\_\_\_\_  
 \_\_\_\_\_

SCREEN RECOMMENDATIONS: DIAM. \_\_\_\_\_

SLOT	SETTING	LENGTH

SO MANY CONSIDERATIONS ENTER INTO THE MAKING OF A GOOD WELL THAT, WHILE WE BELIEVE SLOT SIZES FURNISHED OR RECOMMENDED FROM SAND SAMPLES ARE CORRECT WE ASSUME NO RESPONSIBILITY FOR THE SUCCESSFUL OPERATION OF ANY WELL.

Job Name SANDS-UNIONDALE TEST WELL Date 12-31-2024  
 City \_\_\_\_\_ State \_\_\_\_\_ Zip \_\_\_\_\_  
 Driller MURPHY, DEVINE Phone \_\_\_\_\_  
 Engineer H2M Phone \_\_\_\_\_  
 Remarks Depth = 410 feet ZONE 2



SLOT OPENING AND GRAIN SIZE IN THOUSANDTHS OF AN INCH AND MM.

U.S. SIEVE NO.	SLOT OPENING		SAMPLE DEPTHS			
	IN.	MM				
6	.132	3.36				
8	.094	2.38				
12	.066	1.68				
16	.047	1.19				
20	.033	0.84				
30	.023	0.60				
40	.016	0.42				
50	.012	0.30				
70	.008	0.21				
100	.006	0.15				

0-100% H2M

*K.O.S.S.S*

Comments \_\_\_\_\_  
 \_\_\_\_\_  
 \_\_\_\_\_

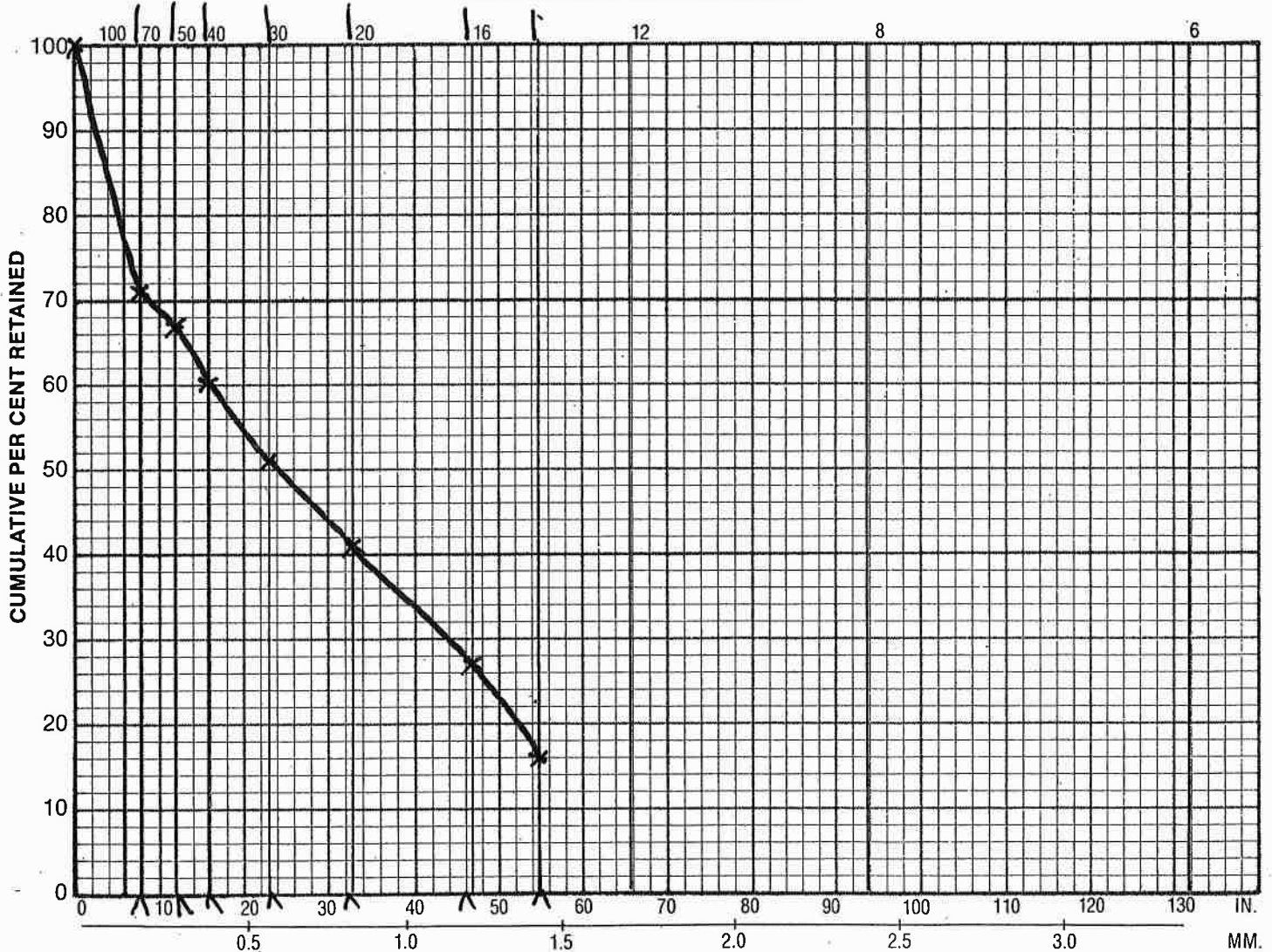
SCREEN RECOMMENDATIONS: DIAM. \_\_\_\_\_

SLOT	SETTING	LENGTH

SO MANY CONSIDERATIONS ENTER INTO THE MAKING OF A GOOD WELL THAT, WHILE WE BELIEVE SLOT SIZES FURNISHED OR RECOMMENDED FROM SAND SAMPLES ARE CORRECT WE ASSUME NO RESPONSIBILITY FOR THE SUCCESSFUL OPERATION OF ANY WELL.

Job Name SANDS-UNIONDALE TEST WELL Date 12-31-2024  
 City \_\_\_\_\_ State \_\_\_\_\_ Zip \_\_\_\_\_  
 Driller MURPHY, DEVINE Phone \_\_\_\_\_  
 Engineer H2M Phone \_\_\_\_\_  
 Remarks Depth = 415 feet ZONE 2

U.S. STANDARD SIEVE NUMBERS



SLOT OPENING AND GRAIN SIZE IN THOUSANDTHS OF AN INCH AND MM.

U.S. SIEVE NO.	SLOT OPENING		SAMPLE DEPTHS	
	IN.	MM		
6	.132	3.36		
8	.094	2.38		
12	.066	1.68		
16	.047	1.19		
20	.033	0.84		
30	.023	0.60		
40	.016	0.42		
50	.012	0.30		
70	.008	0.21		
100	.006	0.15		

Comments \_\_\_\_\_  
 \_\_\_\_\_  
 \_\_\_\_\_

SCREEN RECOMMENDATIONS: DIAM. \_\_\_\_\_

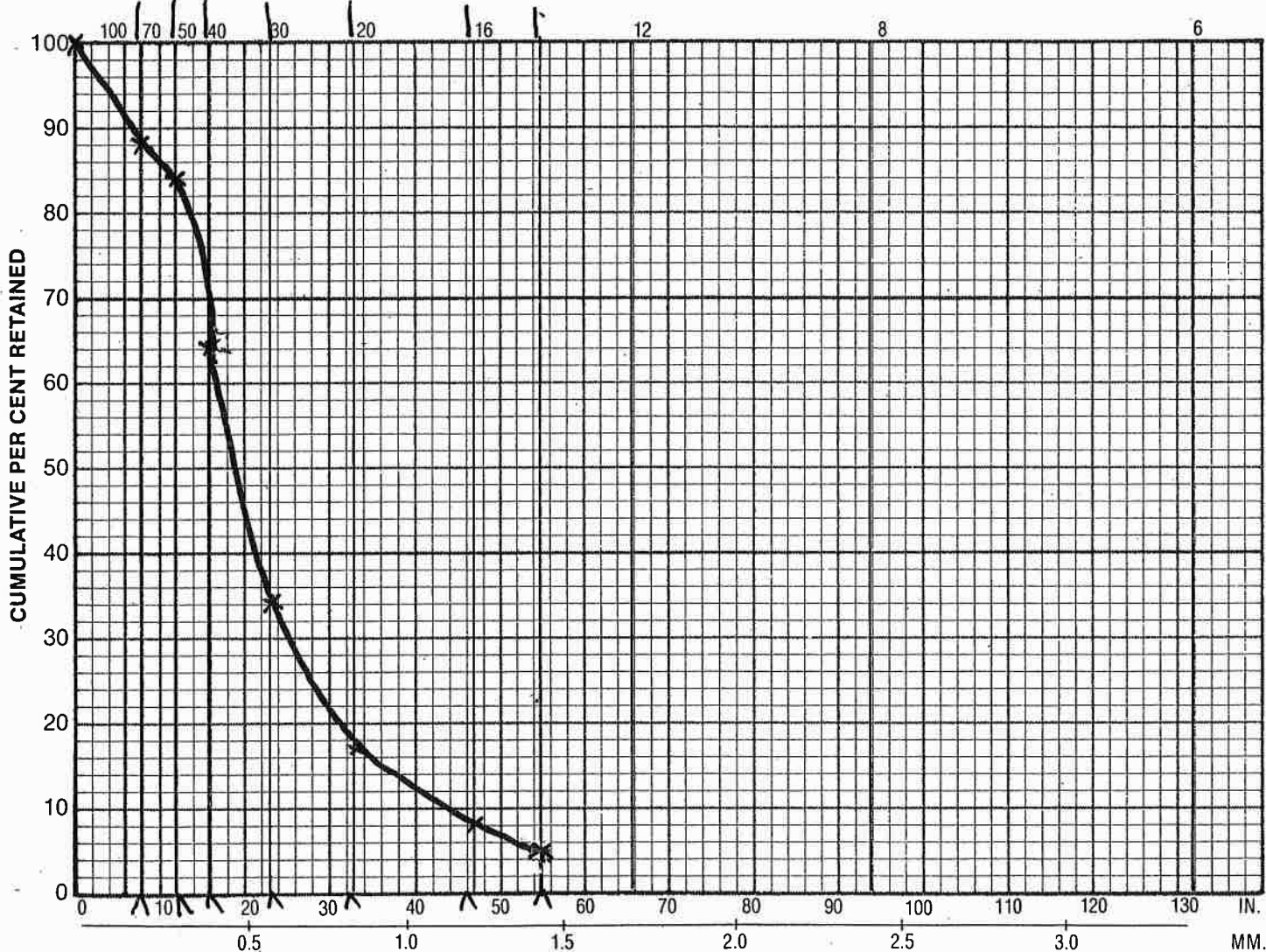
SLOT	SETTING	LENGTH

SO MANY CONSIDERATIONS ENTER INTO THE MAKING OF A GOOD WELL THAT, WHILE WE BELIEVE SLOT SIZES FURNISHED OR RECOMMENDED FROM SAND SAMPLES ARE CORRECT WE ASSUME NO RESPONSIBILITY FOR THE SUCCESSFUL OPERATION OF ANY WELL.

0-100 500 1000  
 1/4

Job Name SANDS - UNIONDALE TEST WELL Date 12-31-2024  
 City \_\_\_\_\_ State \_\_\_\_\_ Zip \_\_\_\_\_  
 Driller MURPHY, DEVINE Phone \_\_\_\_\_  
 Engineer H2M Phone \_\_\_\_\_  
 Remarks Depth = 420 feet ZONE 2

U.S. STANDARD SIEVE NUMBERS



SLOT OPENING AND GRAIN SIZE IN THOUSANDTHS OF AN INCH AND MM.

U.S. SIEVE NO.	SLOT OPENING		SAMPLE DEPTHS			
	IN.	MM				
6	.132	3.36				
8	.094	2.38				
12	.066	1.68				
16	.047	1.19				
20	.033	0.84				
30	.023	0.60				
40	.016	0.42				
50	.012	0.30				
70	.008	0.21				
100	.006	0.15				

SANDS

*K.O.S.S.S*

Comments \_\_\_\_\_  
 \_\_\_\_\_  
 \_\_\_\_\_

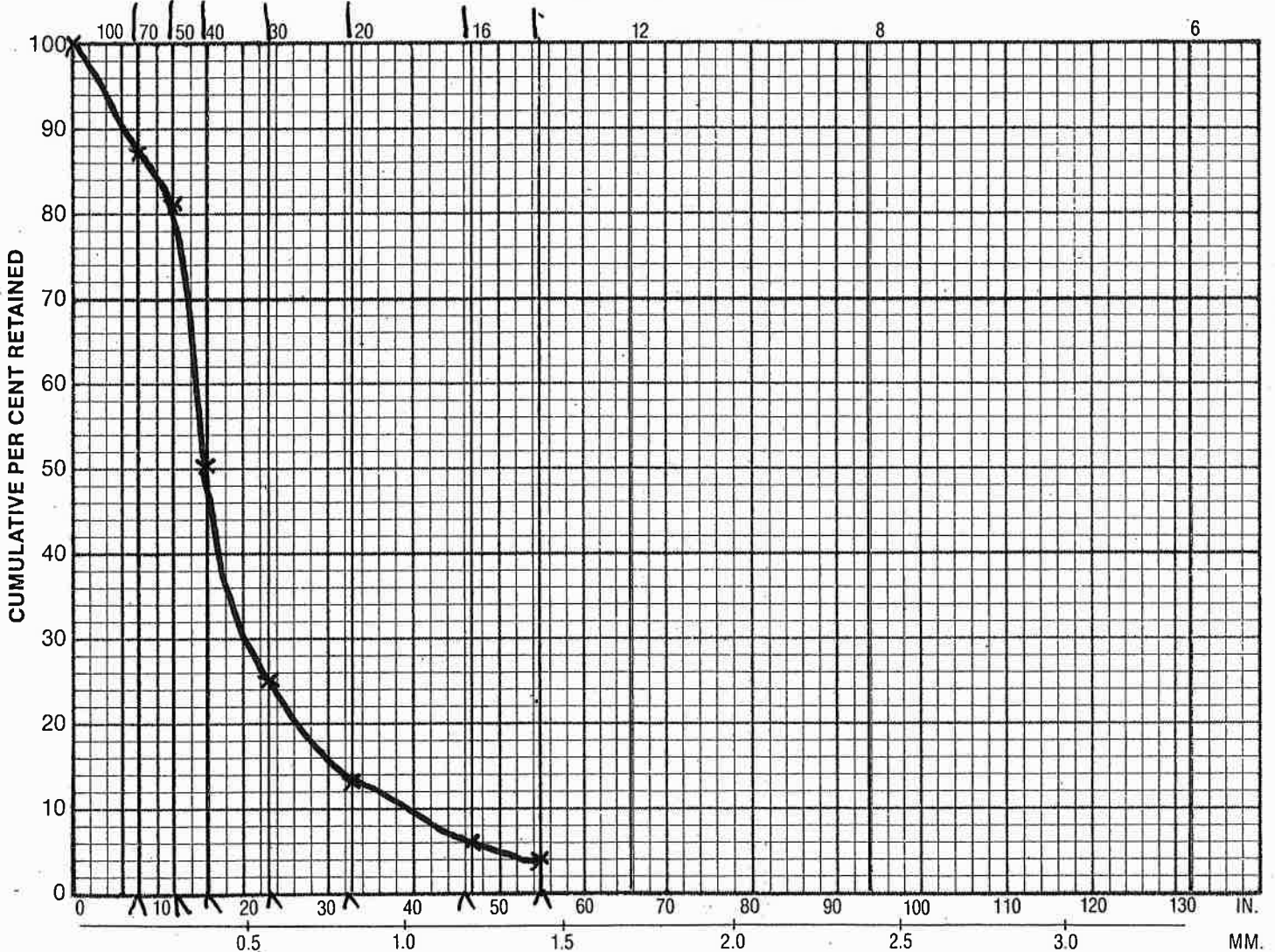
SCREEN RECOMMENDATIONS: DIAM. \_\_\_\_\_

SLOT	SETTING	LENGTH

SO MANY CONSIDERATIONS ENTER INTO THE MAKING OF A GOOD WELL THAT, WHILE WE BELIEVE SLOT SIZES FURNISHED OR RECOMMENDED FROM SAND SAMPLES ARE CORRECT WE ASSUME NO RESPONSIBILITY FOR THE SUCCESSFUL OPERATION OF ANY WELL.

Job Name SANDS - UNIONDALE TEST WELL Date 12-31-2024  
 City \_\_\_\_\_ State \_\_\_\_\_ Zip \_\_\_\_\_  
 Driller MURPHY, DEVINE Phone \_\_\_\_\_  
 Engineer H2M Phone \_\_\_\_\_  
 Remarks Depth = 425 feet ZONE 2

**U.S. STANDARD SIEVE NUMBERS**



**SLOT OPENING AND GRAIN SIZE IN THOUSANDTHS OF AN INCH AND MM.**

U.S. SIEVE NO.	SLOT OPENING		SAMPLE DEPTHS			
	IN.	MM				
6	.132	3.36				
8	.094	2.38				
12	.066	1.68				
16	.047	1.19				
20	.033	0.84				
30	.023	0.60				
40	.016	0.42				
50	.012	0.30				
70	.008	0.21				
100	.006	0.15				

H2M

*K.O.S.S.S*

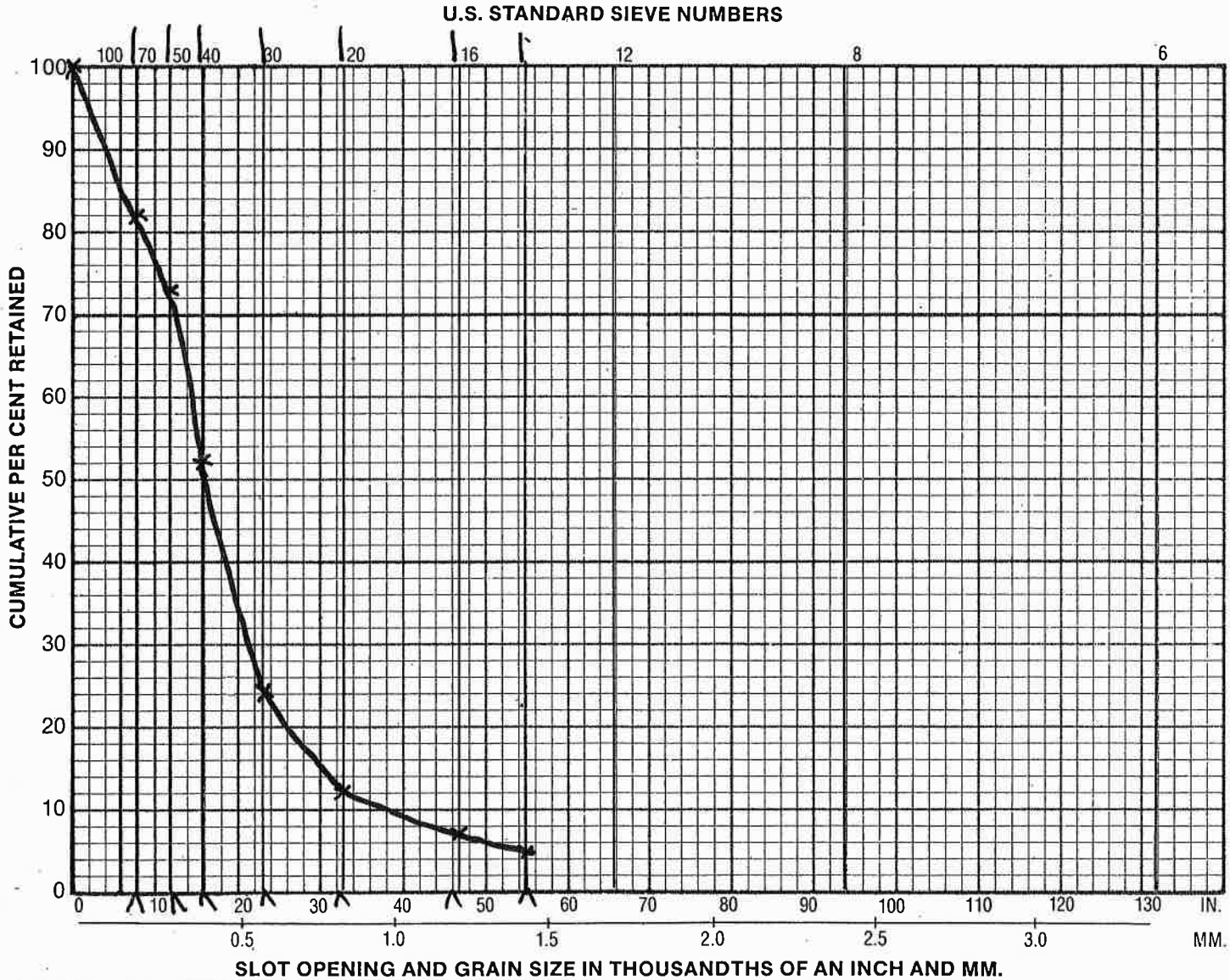
Comments \_\_\_\_\_  
 \_\_\_\_\_  
 \_\_\_\_\_

SCREEN RECOMMENDATIONS: DIAM. \_\_\_\_\_

SLOT	SETTING	LENGTH

SO MANY CONSIDERATIONS ENTER INTO THE MAKING OF A GOOD WELL THAT, WHILE WE BELIEVE SLOT SIZES FURNISHED OR RECOMMENDED FROM SAND SAMPLES ARE CORRECT WE ASSUME NO RESPONSIBILITY FOR THE SUCCESSFUL OPERATION OF ANY WELL.

Job Name SANDS - UNIONDALE TEST WELL Date 12-31-2024  
 City \_\_\_\_\_ State \_\_\_\_\_ Zip \_\_\_\_\_  
 Driller MURPHY, DEVINE Phone \_\_\_\_\_  
 Engineer H2M Phone \_\_\_\_\_  
 Remarks Depth = 430 feet ZONE 2



U.S. SIEVE NO.	SLOT OPENING		SAMPLE DEPTHS
	IN.	MM	
6	.132	3.36	
8	.094	2.38	
12	.066	1.68	
16	.047	1.19	
20	.033	0.84	
30	.023	0.60	
40	.016	0.42	
50	.012	0.30	
70	.008	0.21	
100	.006	0.15	

0-100% FINE

*FOSSS*

Comments \_\_\_\_\_  
 \_\_\_\_\_  
 \_\_\_\_\_

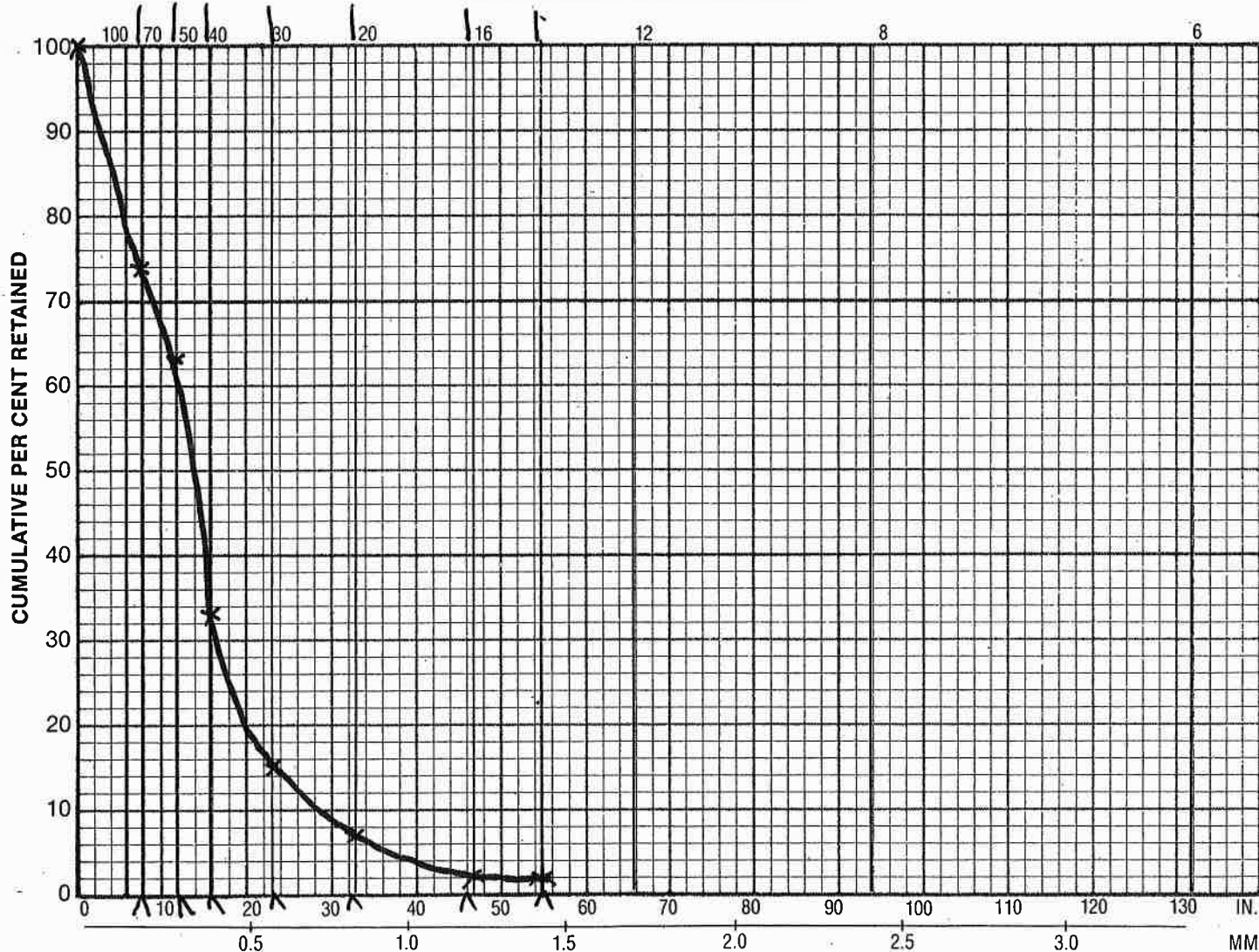
SCREEN RECOMMENDATIONS: DIAM. \_\_\_\_\_

SLOT	SETTING	LENGTH

SO MANY CONSIDERATIONS ENTER INTO THE MAKING OF A GOOD WELL THAT, WHILE WE BELIEVE SLOT SIZES FURNISHED OR RECOMMENDED FROM SAND SAMPLES ARE CORRECT WE ASSUME NO RESPONSIBILITY FOR THE SUCCESSFUL OPERATION OF ANY WELL.

Job Name SANDS - UNIONDALE TEST WELL Date 12-31-2024  
 City \_\_\_\_\_ State \_\_\_\_\_ Zip \_\_\_\_\_  
 Driller MURPHY, DEVINE Phone \_\_\_\_\_  
 Engineer H2M Phone \_\_\_\_\_  
 Remarks Depth = 435 feet ZONE 2

U.S. STANDARD SIEVE NUMBERS



SLOT OPENING AND GRAIN SIZE IN THOUSANDTHS OF AN INCH AND MM.

U.S. SIEVE NO.	SLOT OPENING		SAMPLE DEPTHS			
	IN.	MM				
6	.132	3.36				
8	.094	2.38				
12	.066	1.68				
16	.047	1.19				
20	.033	0.84				
30	.023	0.60				
40	.016	0.42				
50	.012	0.30				
70	.008	0.21				
100	.006	0.15				

Comments \_\_\_\_\_  
 \_\_\_\_\_  
 \_\_\_\_\_

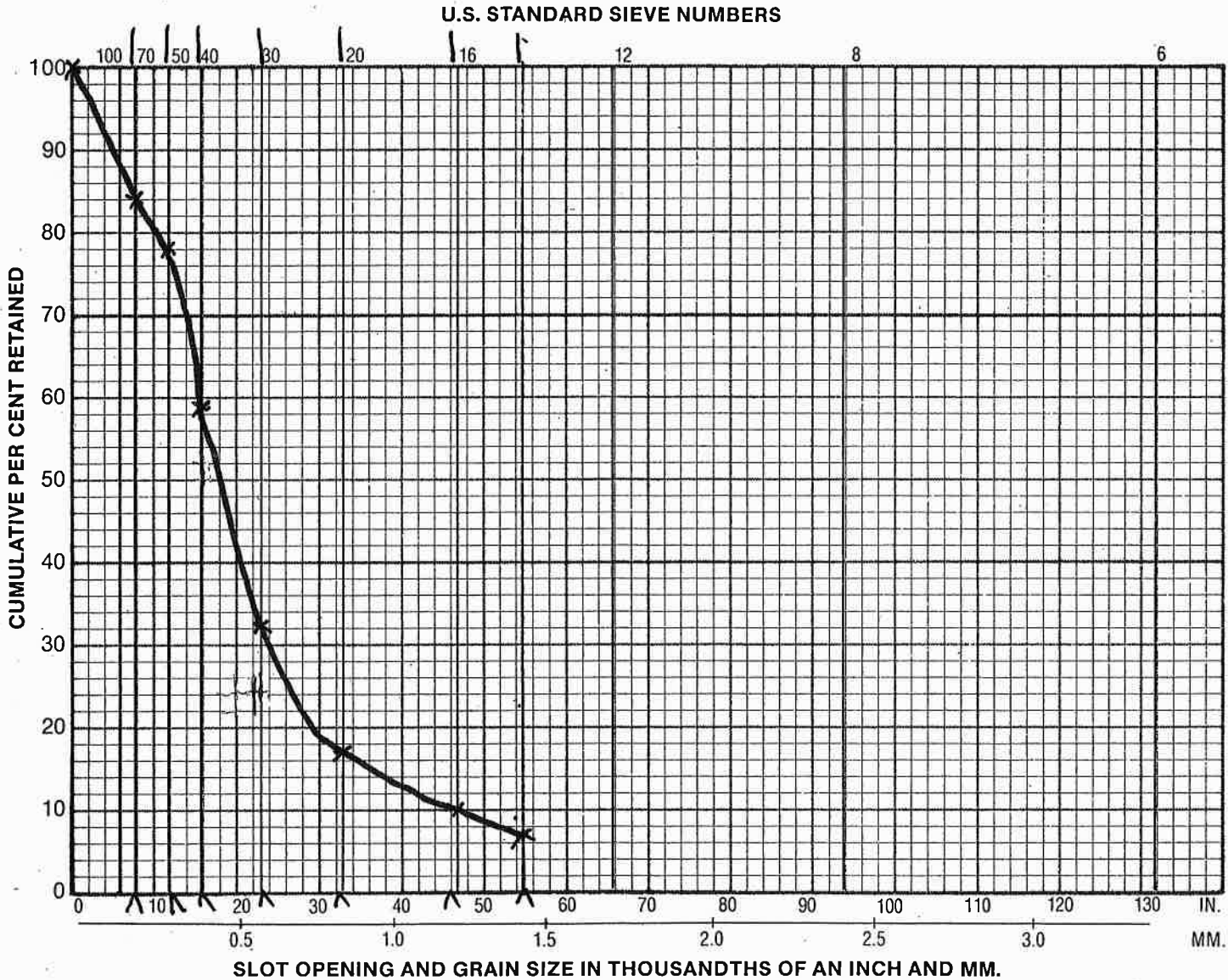
SCREEN RECOMMENDATIONS: DIAM. \_\_\_\_\_

SLOT	SETTING	LENGTH

SO MANY CONSIDERATIONS ENTER INTO THE MAKING OF A GOOD WELL THAT, WHILE WE BELIEVE SLOT SIZES FURNISHED OR RECOMMENDED FROM SAND SAMPLES ARE CORRECT WE ASSUME NO RESPONSIBILITY FOR THE SUCCESSFUL OPERATION OF ANY WELL.

14  
 2-10-2024

Job Name SANDS - UNIONDALE TEST WELL Date 12-31-2024  
 City \_\_\_\_\_ State \_\_\_\_\_ Zip \_\_\_\_\_  
 Driller MURPHY, DEVINE Phone \_\_\_\_\_  
 Engineer H2M Phone \_\_\_\_\_  
 Remarks Depth = 440 feet ZONE 2



2-10-2025

U.S. SIEVE NO.	SLOT OPENING		SAMPLE DEPTHS			
	IN.	MM				
6	.132	3.36				
8	.094	2.38				
12	.066	1.68				
16	.047	1.19				
20	.033	0.84				
30	.023	0.60				
40	.016	0.42				
50	.012	0.30				
70	.008	0.21				
100	.006	0.15				

*K.O.S.S.S*

Comments \_\_\_\_\_  
 \_\_\_\_\_  
 \_\_\_\_\_

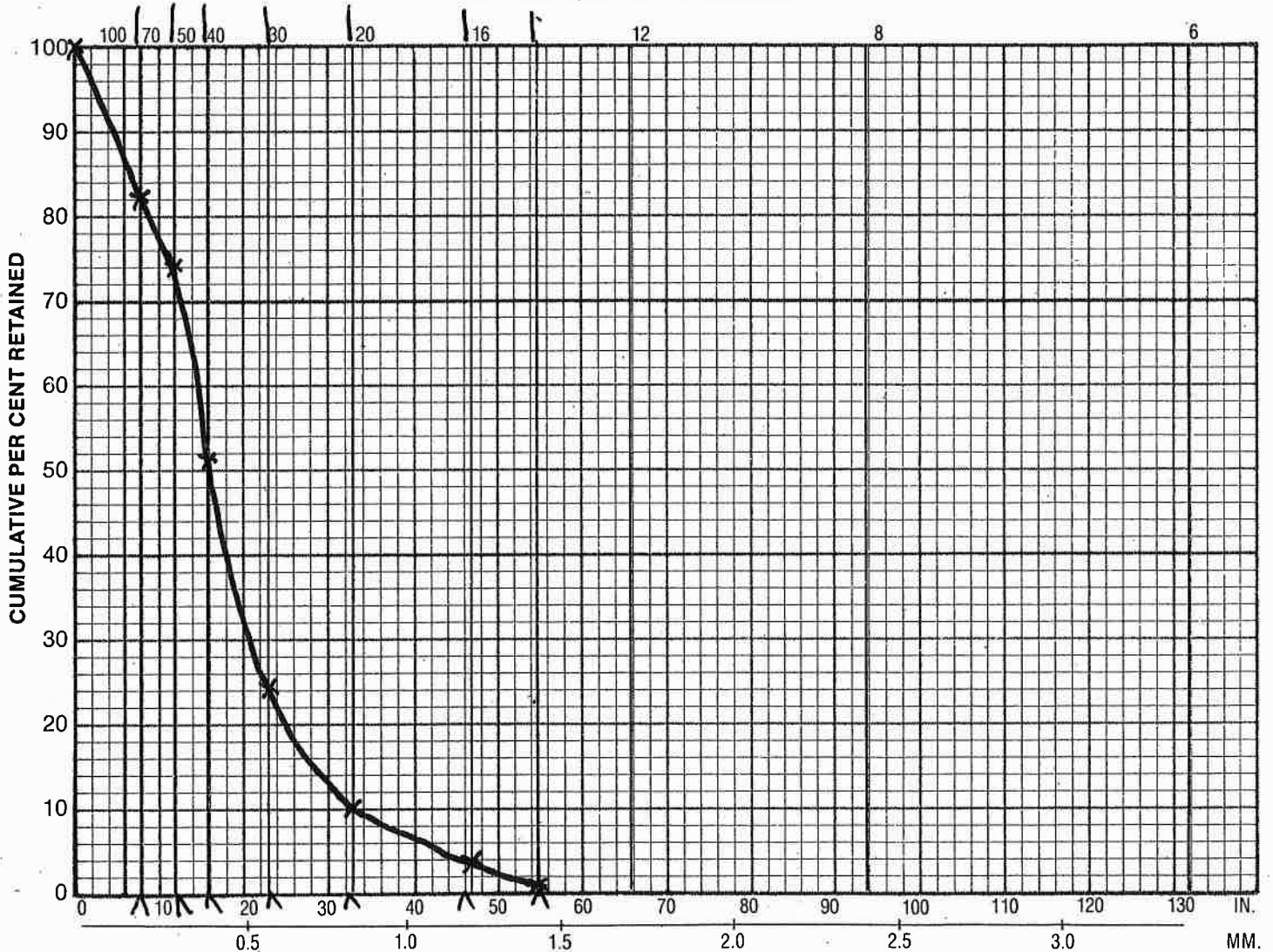
SCREEN RECOMMENDATIONS: DIAM. \_\_\_\_\_

SLOT	SETTING	LENGTH

SO MANY CONSIDERATIONS ENTER INTO THE MAKING OF A GOOD WELL THAT, WHILE WE BELIEVE SLOT SIZES FURNISHED OR RECOMMENDED FROM SAND SAMPLES ARE CORRECT WE ASSUME NO RESPONSIBILITY FOR THE SUCCESSFUL OPERATION OF ANY WELL.

Job Name SANDS-UNIONDALE TEST WELL Date 12-31-2024  
 City \_\_\_\_\_ State \_\_\_\_\_ Zip \_\_\_\_\_  
 Driller MURPHY, DEVINE Phone \_\_\_\_\_  
 Engineer H2M Phone \_\_\_\_\_  
 Remarks Depth = 445 feet ZONE 2

U.S. STANDARD SIEVE NUMBERS



SLOT OPENING AND GRAIN SIZE IN THOUSANDTHS OF AN INCH AND MM.

U.S. SIEVE NO.	SLOT OPENING		SAMPLE DEPTHS			
	IN.	MM				
6	.132	3.36				
8	.094	2.38				
12	.066	1.68				
16	.047	1.19				
20	.033	0.84				
30	.023	0.60				
40	.016	0.42				
50	.012	0.30				
70	.008	0.21				
100	.006	0.15				

SANDS

K.O.S.S.S

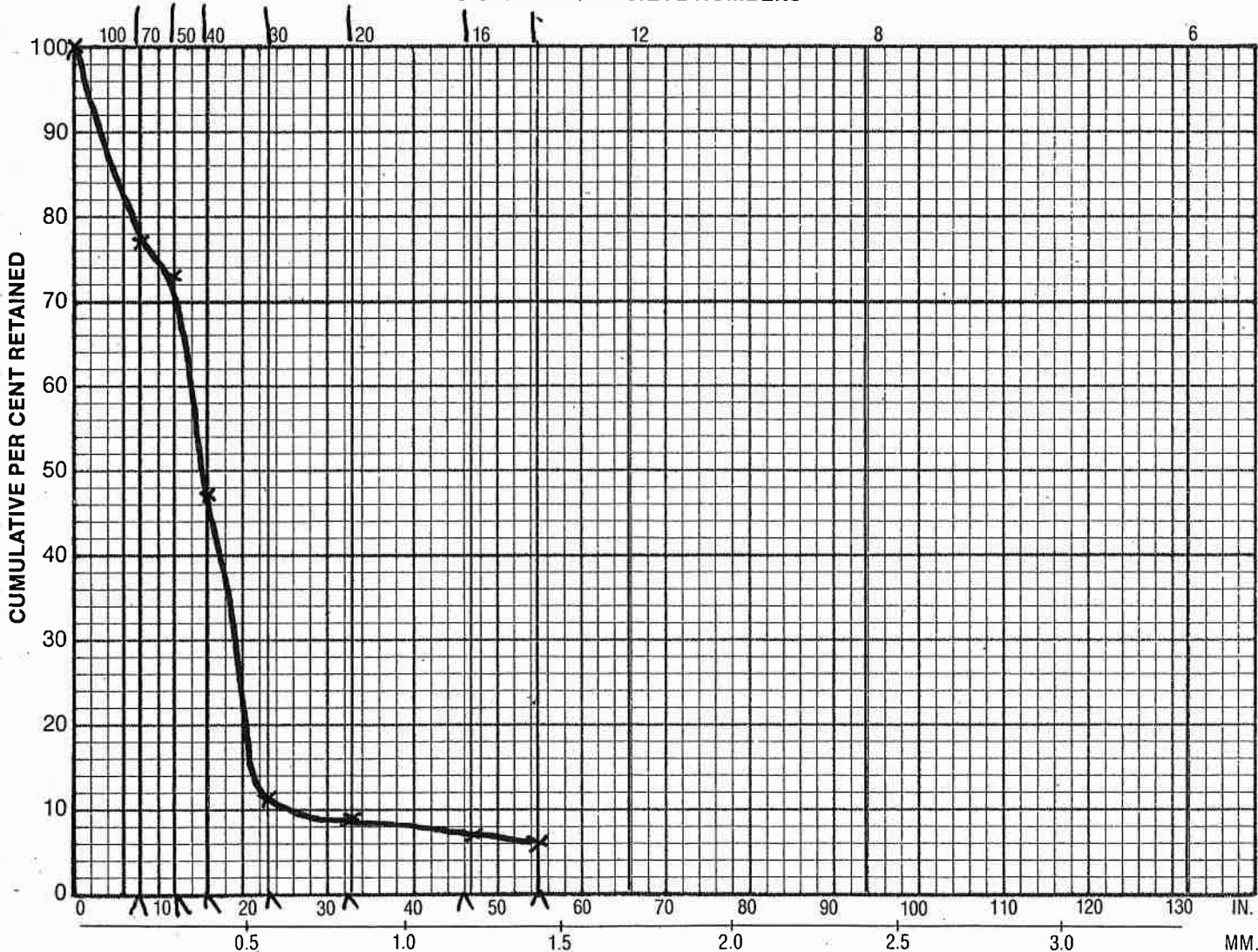
Comments \_\_\_\_\_  
 \_\_\_\_\_  
 \_\_\_\_\_  
 SCREEN RECOMMENDATIONS: DIAM. \_\_\_\_\_

SLOT	SETTING	LENGTH

SO MANY CONSIDERATIONS ENTER INTO THE MAKING OF A GOOD WELL THAT, WHILE WE BELIEVE SLOT SIZES FURNISHED OR RECOMMENDED FROM SAND SAMPLES ARE CORRECT WE ASSUME NO RESPONSIBILITY FOR THE SUCCESSFUL OPERATION OF ANY WELL.

Job Name SANDS - UNIONDALE TEST WELL Date 12-31-2024  
 City \_\_\_\_\_ State \_\_\_\_\_ Zip \_\_\_\_\_  
 Driller MURPHY, DEVINE Phone \_\_\_\_\_  
 Engineer H2M Phone \_\_\_\_\_  
 Remarks Depth = 450 feet ZONE 2

U.S. STANDARD SIEVE NUMBERS



SLOT OPENING AND GRAIN SIZE IN THOUSANDTHS OF AN INCH AND MM.

U.S. SIEVE NO.	SLOT OPENING		SAMPLE DEPTHS			
	IN.	MM				
6	.132	3.36				
8	.094	2.38				
12	.066	1.68				
16	.047	1.19				
20	.033	0.84				
30	.023	0.60				
40	.016	0.42				
50	.012	0.30				
70	.008	0.21				
100	.006	0.15				

W-100-100

K.O.S.S.S

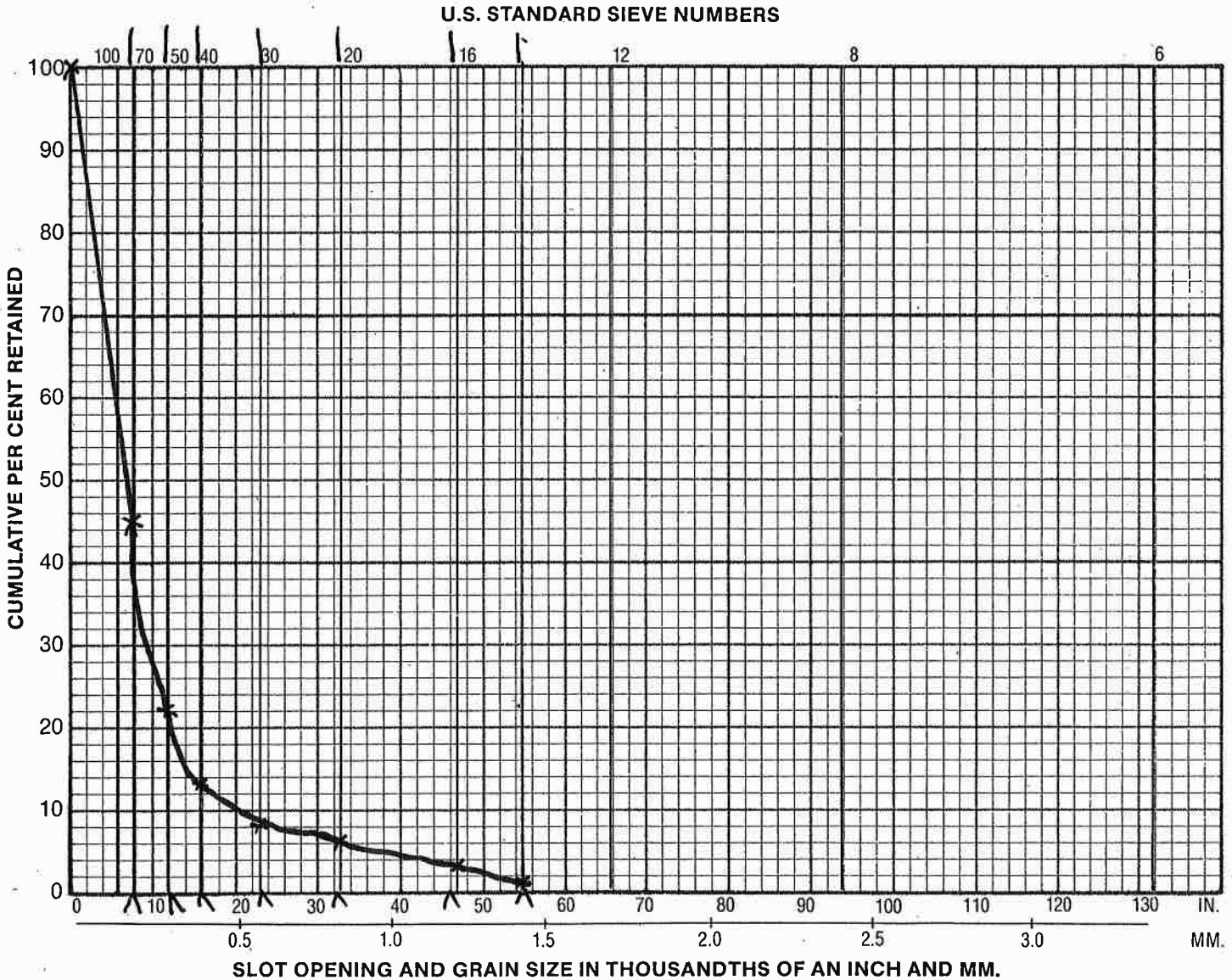
Comments \_\_\_\_\_  
 \_\_\_\_\_  
 \_\_\_\_\_

SCREEN RECOMMENDATIONS: DIAM. \_\_\_\_\_

SLOT	SETTING	LENGTH

SO MANY CONSIDERATIONS ENTER INTO THE MAKING OF A GOOD WELL THAT, WHILE WE BELIEVE SLOT SIZES FURNISHED OR RECOMMENDED FROM SAND SAMPLES ARE CORRECT WE ASSUME NO RESPONSIBILITY FOR THE SUCCESSFUL OPERATION OF ANY WELL.

Job Name SANDS-UNIONDALE TEST WELL Date 12-31-2024  
 City \_\_\_\_\_ State \_\_\_\_\_ Zip \_\_\_\_\_  
 Driller MURPHY, DEVINE Phone \_\_\_\_\_  
 Engineer H2M Phone \_\_\_\_\_  
 Remarks Depth = 325 feet ZONE 3



U.S. SIEVE NO.	SLOT OPENING		SAMPLE DEPTHS	
	IN.	MM		
6	.132	3.36		
8	.094	2.38		
12	.066	1.68		
16	.047	1.19		
20	.033	0.84		
30	.023	0.60		
40	.016	0.42		
50	.012	0.30		
70	.008	0.21		
100	.006	0.15		

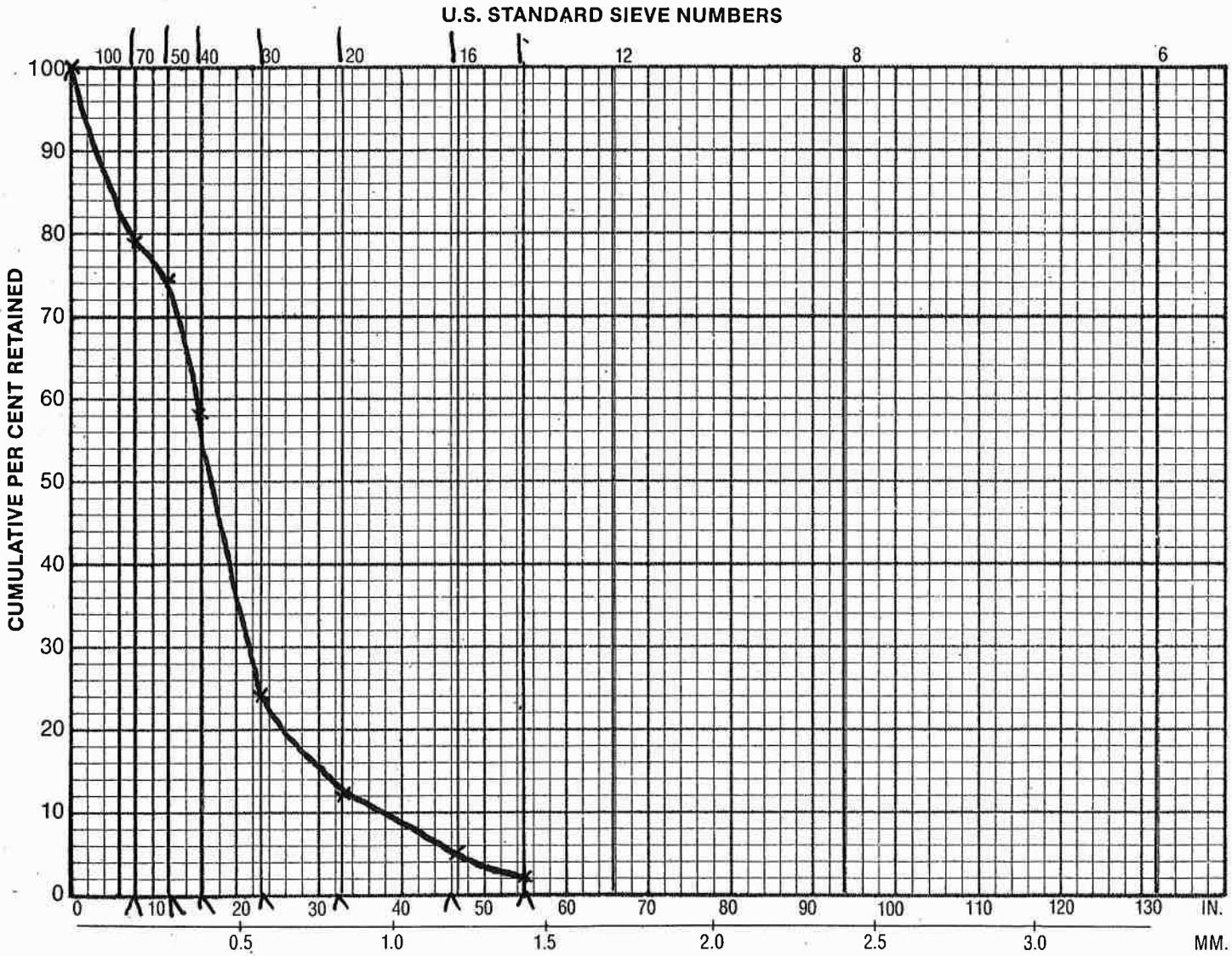
Comments \_\_\_\_\_  
 \_\_\_\_\_  
 \_\_\_\_\_  
 SCREEN RECOMMENDATIONS: DIAM. \_\_\_\_\_

SLOT	SETTING	LENGTH

SO MANY CONSIDERATIONS ENTER INTO THE MAKING OF A GOOD WELL THAT, WHILE WE BELIEVE SLOT SIZES FURNISHED OR RECOMMENDED FROM SAND SAMPLES ARE CORRECT WE ASSUME NO RESPONSIBILITY FOR THE SUCCESSFUL OPERATION OF ANY WELL.

0-1000 1/2

Job Name SANDS - UNIONDALE TEST WELL Date 12-31-2024  
 City \_\_\_\_\_ State \_\_\_\_\_ Zip \_\_\_\_\_  
 Driller MURPHY, DEVINE Phone \_\_\_\_\_  
 Engineer H2M Phone \_\_\_\_\_  
 Remarks Depth = 330 feet ZONE 3



SLOT OPENING AND GRAIN SIZE IN THOUSANDTHS OF AN INCH AND MM.

U.S. SIEVE NO.	SLOT OPENING		SAMPLE DEPTHS		
	IN.	MM			
6	.132	3.36			
8	.094	2.38			
12	.066	1.68			
16	.047	1.19			
20	.033	0.84			
30	.023	0.60			
40	.016	0.42			
50	.012	0.30			
70	.008	0.21			
100	.006	0.15			

2-10-2025

*K.O.S.S.S*

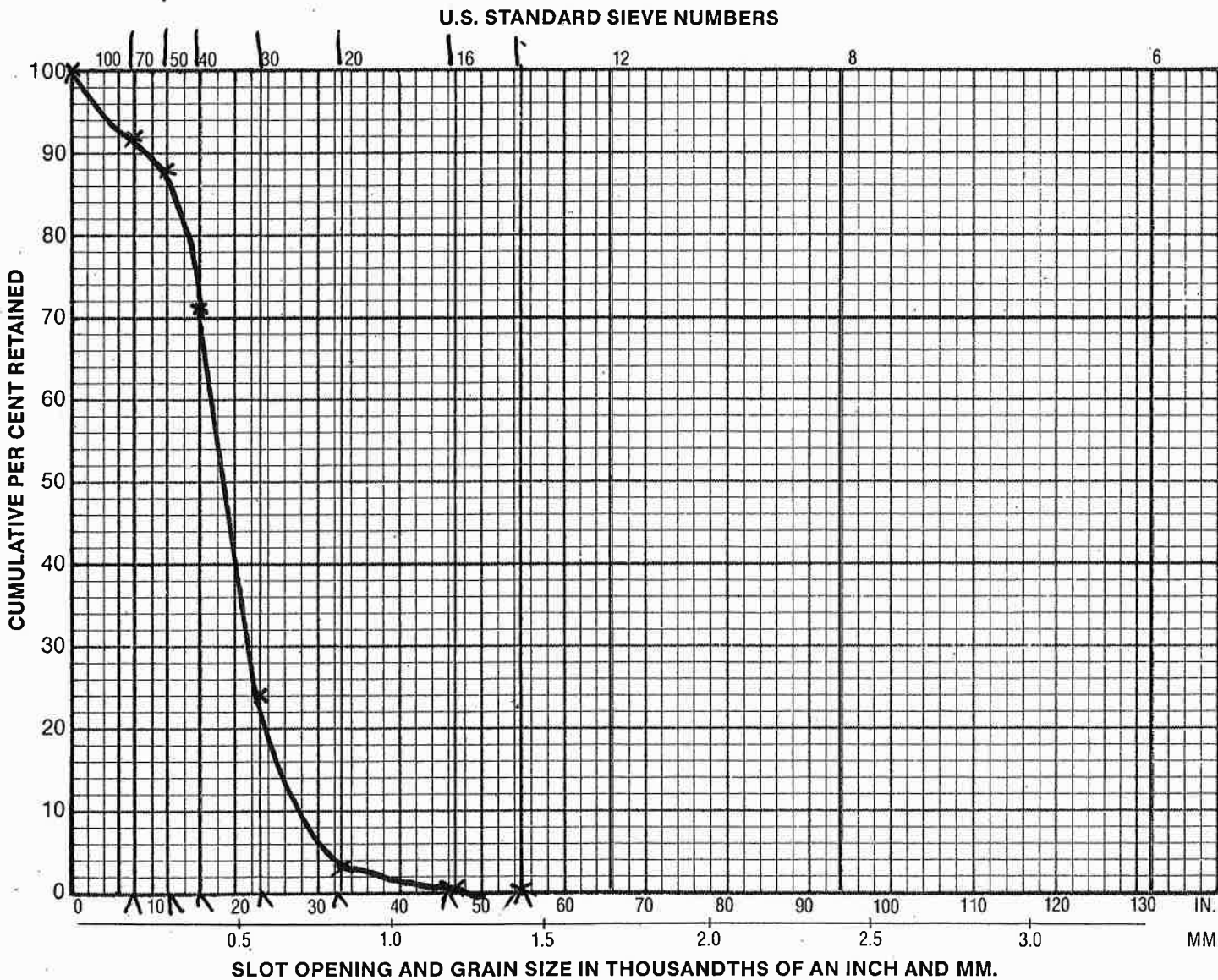
Comments \_\_\_\_\_  
 \_\_\_\_\_  
 \_\_\_\_\_

SCREEN RECOMMENDATIONS: DIAM. \_\_\_\_\_

SLOT	SETTING	LENGTH

SO MANY CONSIDERATIONS ENTER INTO THE MAKING OF A GOOD WELL THAT, WHILE WE BELIEVE SLOT SIZES FURNISHED OR RECOMMENDED FROM SAND SAMPLES ARE CORRECT WE ASSUME NO RESPONSIBILITY FOR THE SUCCESSFUL OPERATION OF ANY WELL.

Job Name SANDS - UNIONDALE TEST WELL Date 12-31-2024  
 City \_\_\_\_\_ State \_\_\_\_\_ Zip \_\_\_\_\_  
 Driller MURPHY, DEVINE Phone \_\_\_\_\_  
 Engineer H2M Phone \_\_\_\_\_  
 Remarks Depth = 335 feet ZONE 3



SLOT OPENING AND GRAIN SIZE IN THOUSANDTHS OF AN INCH AND MM.

U.S. SIEVE NO.	SLOT OPENING		SAMPLE DEPTHS	
	IN.	MM		
6	.132	3.36		
8	.094	2.38		
12	.066	1.68		
16	.047	1.19		
20	.033	0.84		
30	.023	0.60		
40	.016	0.42		
50	.012	0.30		
70	.008	0.21		
100	.006	0.15		

0.0555

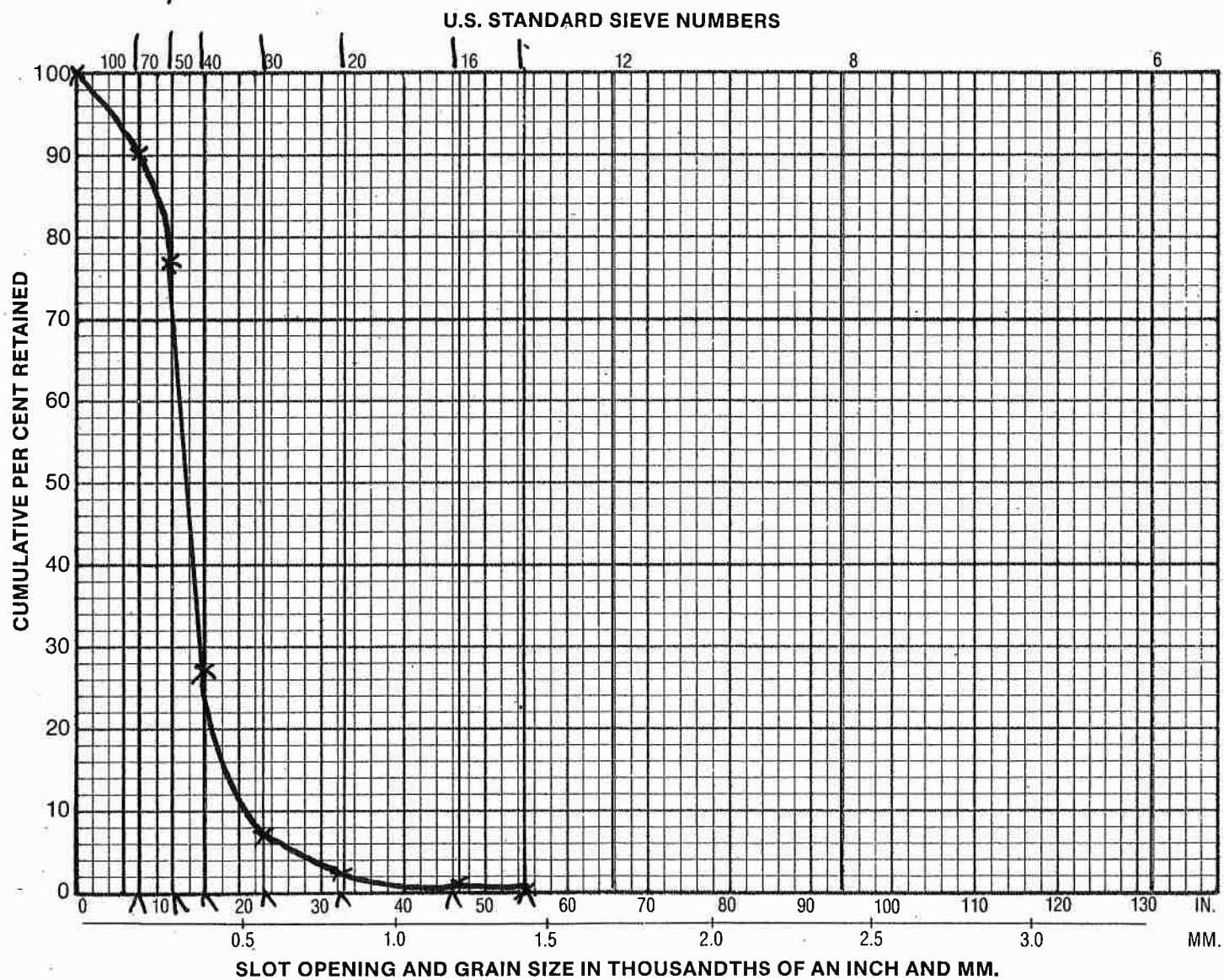
Comments \_\_\_\_\_  
 \_\_\_\_\_  
 \_\_\_\_\_

SCREEN RECOMMENDATIONS: DIAM. \_\_\_\_\_

SLOT	SETTING	LENGTH

SO MANY CONSIDERATIONS ENTER INTO THE MAKING OF A GOOD WELL THAT, WHILE WE BELIEVE SLOT SIZES FURNISHED OR RECOMMENDED FROM SAND SAMPLES ARE CORRECT WE ASSUME NO RESPONSIBILITY FOR THE SUCCESSFUL OPERATION OF ANY WELL.

Job Name SANDS-UNIONDALE TEST WELL Date 12-31-2024  
 City \_\_\_\_\_ State \_\_\_\_\_ Zip \_\_\_\_\_  
 Driller MURPHY, DEVINE Phone \_\_\_\_\_  
 Engineer H2M Phone \_\_\_\_\_  
 Remarks Depth = 340 feet ZONE 3



SLOT OPENING AND GRAIN SIZE IN THOUSANDTHS OF AN INCH AND MM.

U.S. SIEVE NO.	SLOT OPENING		SAMPLE DEPTHS			
	IN.	MM				
6	.132	3.36				
8	.094	2.38				
12	.066	1.68				
16	.047	1.19				
20	.033	0.84				
30	.023	0.60				
40	.016	0.42				
50	.012	0.30				
70	.008	0.21				
100	.006	0.15				

2-10-24

K.O.S.S.

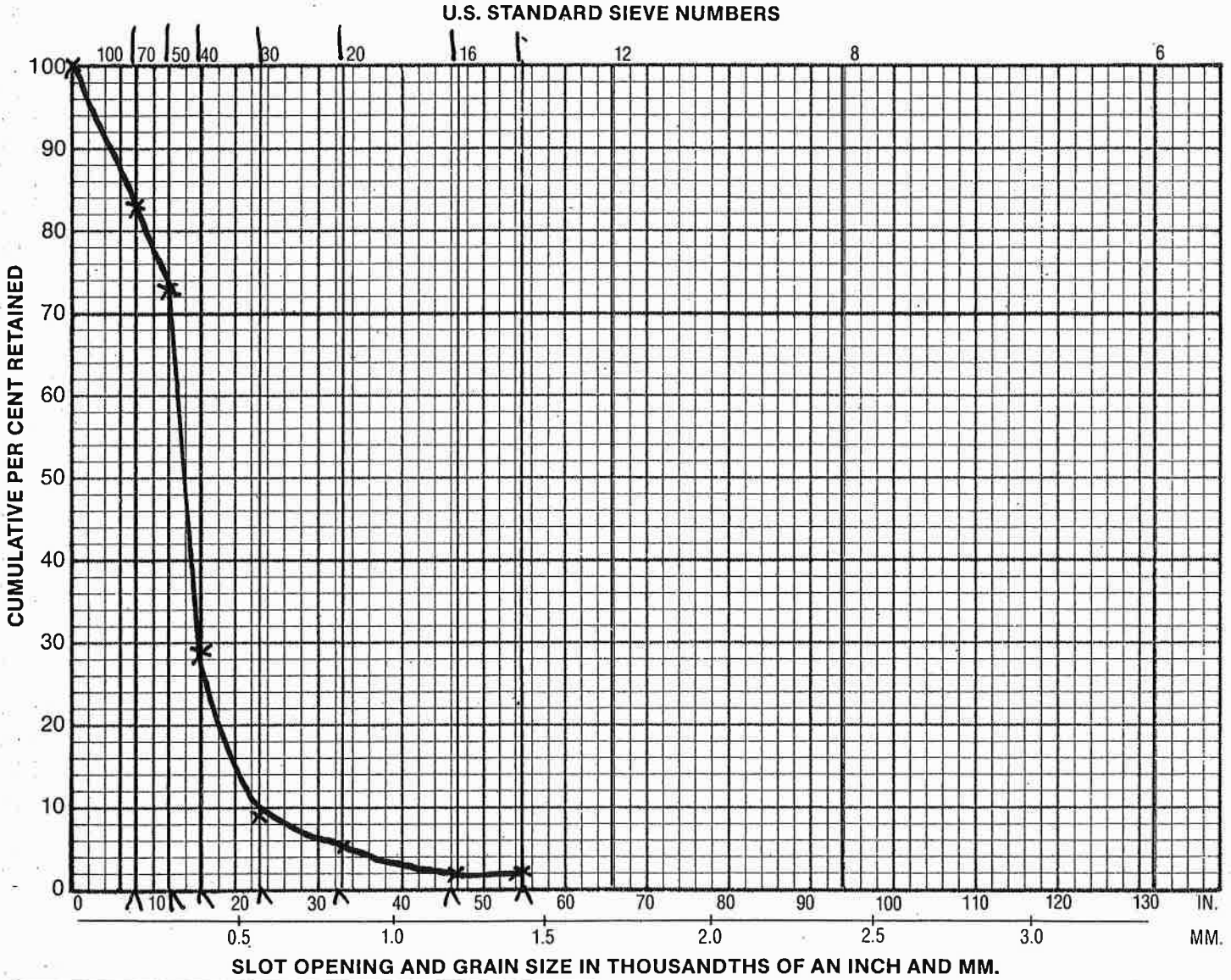
Comments \_\_\_\_\_  
 \_\_\_\_\_  
 \_\_\_\_\_

SCREEN RECOMMENDATIONS: DIAM. \_\_\_\_\_

SLOT	SETTING	LENGTH

SO MANY CONSIDERATIONS ENTER INTO THE MAKING OF A GOOD WELL THAT, WHILE WE BELIEVE SLOT SIZES FURNISHED OR RECOMMENDED FROM SAND SAMPLES ARE CORRECT WE ASSUME NO RESPONSIBILITY FOR THE SUCCESSFUL OPERATION OF ANY WELL.

Job Name SANDS-UNIONDALE TEST WELL Date 12-31-2024  
 City \_\_\_\_\_ State \_\_\_\_\_ Zip \_\_\_\_\_  
 Driller MURPHY DEVINE Phone \_\_\_\_\_  
 Engineer H2M Phone \_\_\_\_\_  
 Remarks Depth = 345 feet ZONE 3



SLOT OPENING AND GRAIN SIZE IN THOUSANDTHS OF AN INCH AND MM.

U.S. SIEVE NO.	SLOT OPENING		SAMPLE DEPTHS	
	IN.	MM		
6	.132	3.36		
8	.094	2.38		
12	.066	1.68		
16	.047	1.19		
20	.033	0.84		
30	.023	0.60		
40	.016	0.42		
50	.012	0.30		
70	.008	0.21		
100	.006	0.15		

0.150 to 0.006

*K.O.S.S.S*

Comments \_\_\_\_\_  
 \_\_\_\_\_  
 \_\_\_\_\_

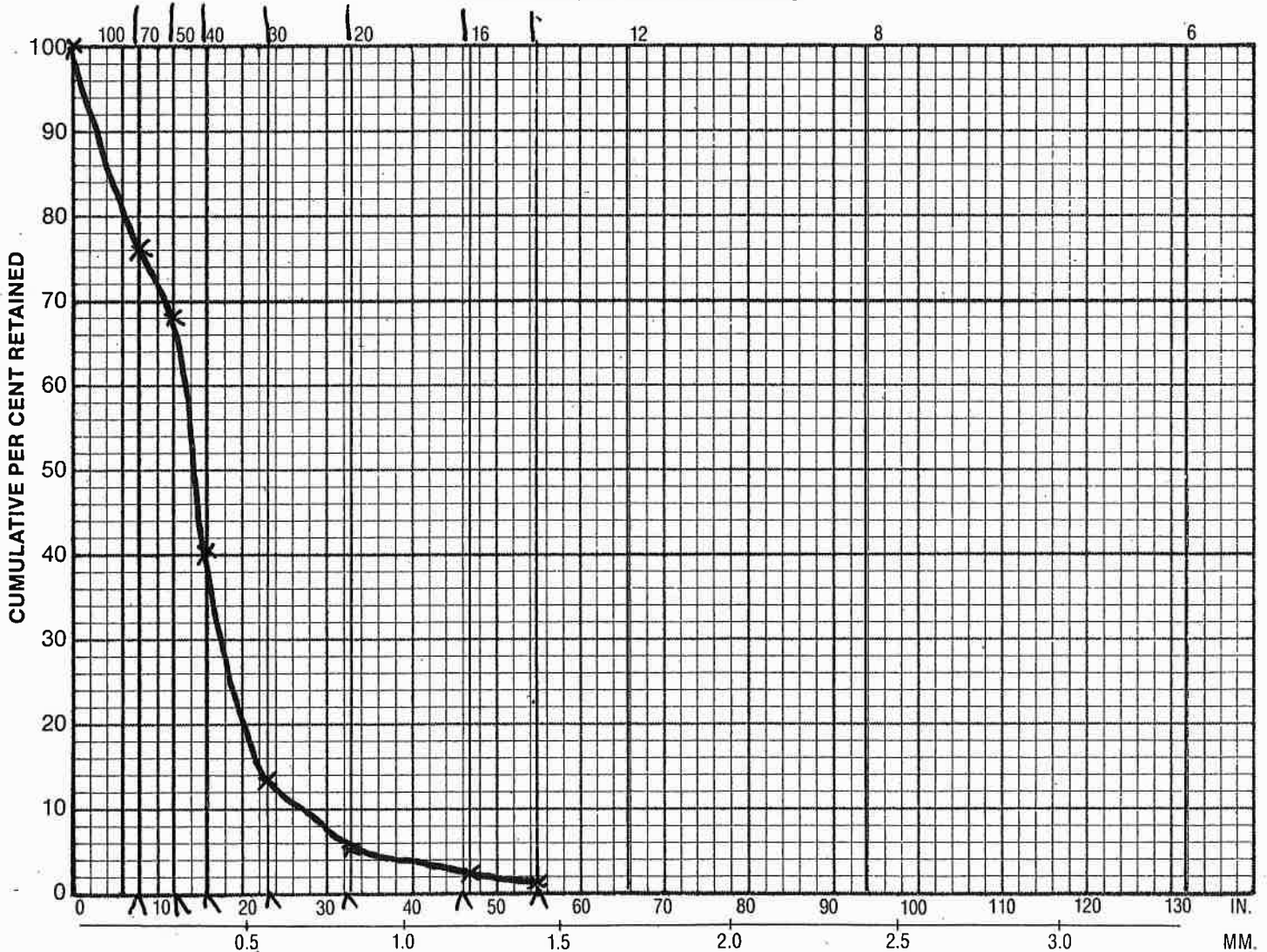
SCREEN RECOMMENDATIONS: DIAM. \_\_\_\_\_

SLOT	SETTING	LENGTH

SO MANY CONSIDERATIONS ENTER INTO THE MAKING OF A GOOD WELL THAT, WHILE WE BELIEVE SLOT SIZES FURNISHED OR RECOMMENDED FROM SAND SAMPLES ARE CORRECT WE ASSUME NO RESPONSIBILITY FOR THE SUCCESSFUL OPERATION OF ANY WELL.

Job Name SANDS - UNIONDALE TEST WELL Date 12-31-2024  
 City \_\_\_\_\_ State \_\_\_\_\_ Zip \_\_\_\_\_  
 Driller MURPHY, DEVINE Phone \_\_\_\_\_  
 Engineer H2M Phone \_\_\_\_\_  
 Remarks Depth = 350 feet ZONE 3

U.S. STANDARD SIEVE NUMBERS



SLOT OPENING AND GRAIN SIZE IN THOUSANDTHS OF AN INCH AND MM.

U.S. SIEVE NO.	SLOT OPENING		SAMPLE DEPTHS			
	IN.	MM				
6	.132	3.36				
8	.094	2.38				
12	.066	1.68				
16	.047	1.19				
20	.033	0.84				
30	.023	0.60				
40	.016	0.42				
50	.012	0.30				
70	.008	0.21				
100	.006	0.15				

Comments \_\_\_\_\_  
 \_\_\_\_\_  
 \_\_\_\_\_

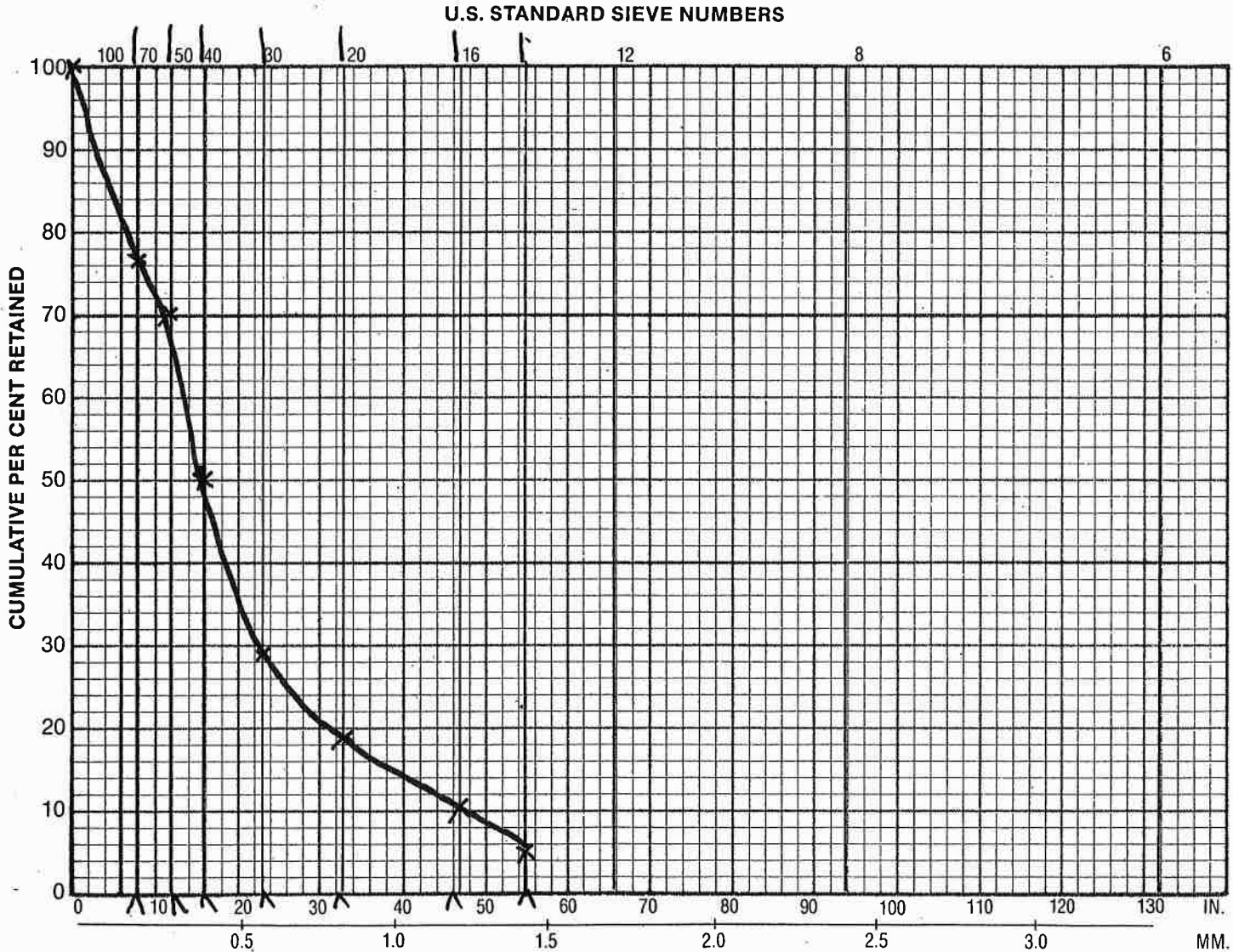
SCREEN RECOMMENDATIONS: DIAM. \_\_\_\_\_

SLOT	SETTING	LENGTH

SO MANY CONSIDERATIONS ENTER INTO THE MAKING OF A GOOD WELL THAT, WHILE WE BELIEVE SLOT SIZES FURNISHED OR RECOMMENDED FROM SAND SAMPLES ARE CORRECT WE ASSUME NO RESPONSIBILITY FOR THE SUCCESSFUL OPERATION OF ANY WELL.

SANDS

Job Name SANDS - UNIONDALE TEST WELL Date 12-31-2024  
 City \_\_\_\_\_ State \_\_\_\_\_ Zip \_\_\_\_\_  
 Driller MURPHY, DEVINE Phone \_\_\_\_\_  
 Engineer H2M Phone \_\_\_\_\_  
 Remarks Depth = 355 feet



SLOT OPENING AND GRAIN SIZE IN THOUSANDTHS OF AN INCH AND MM.

U.S. SIEVE NO.	SLOT OPENING		SAMPLE DEPTHS			
	IN.	MM				
6	.132	3.36				
8	.094	2.38				
12	.066	1.68				
16	.047	1.19				
20	.033	0.84				
30	.023	0.60				
40	.016	0.42				
50	.012	0.30				
70	.008	0.21				
100	.006	0.15				

*Handwritten note: 0.0555*

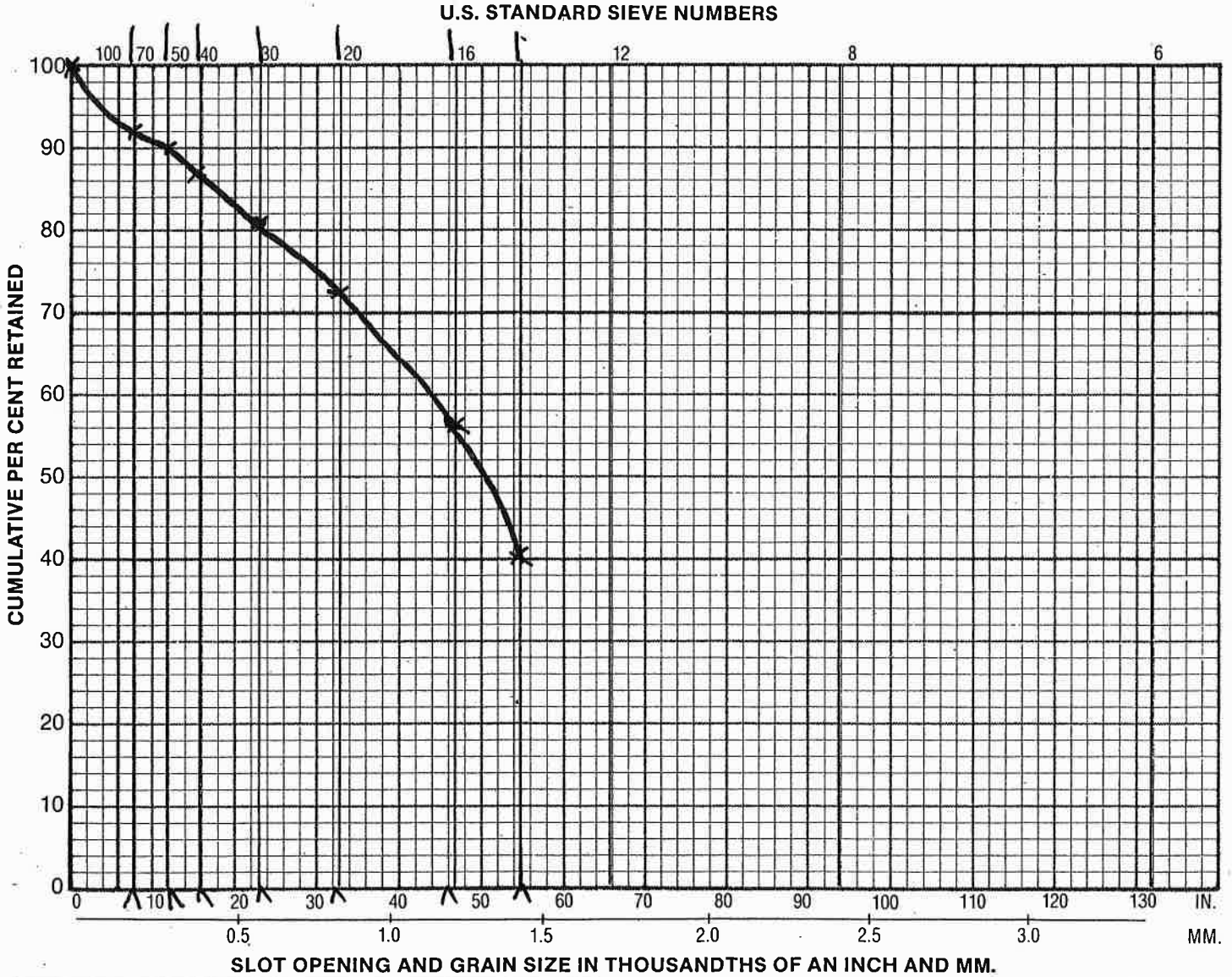
Comments \_\_\_\_\_  
 \_\_\_\_\_  
 \_\_\_\_\_

SCREEN RECOMMENDATIONS: DIAM. \_\_\_\_\_

SLOT	SETTING	LENGTH

SO MANY CONSIDERATIONS ENTER INTO THE MAKING OF A GOOD WELL THAT, WHILE WE BELIEVE SLOT SIZES FURNISHED OR RECOMMENDED FROM SAND SAMPLES ARE CORRECT WE ASSUME NO RESPONSIBILITY FOR THE SUCCESSFUL OPERATION OF ANY WELL.

Job Name SANDS-UNIONDALE TEST WELL Date 12-31-2024  
 City \_\_\_\_\_ State \_\_\_\_\_ Zip \_\_\_\_\_  
 Driller MURPHY DEVINE Phone \_\_\_\_\_  
 Engineer H2M Phone \_\_\_\_\_  
 Remarks Depth = 360 feet ZONE 3



U.S. SIEVE NO.	SLOT OPENING		SAMPLE DEPTHS	
	IN.	MM		
6	.132	3.36		
8	.094	2.38		
12	.066	1.68		
16	.047	1.19		
20	.033	0.84		
30	.023	0.60		
40	.016	0.42		
50	.012	0.30		
70	.008	0.21		
100	.006	0.15		

0.150 to 0.006

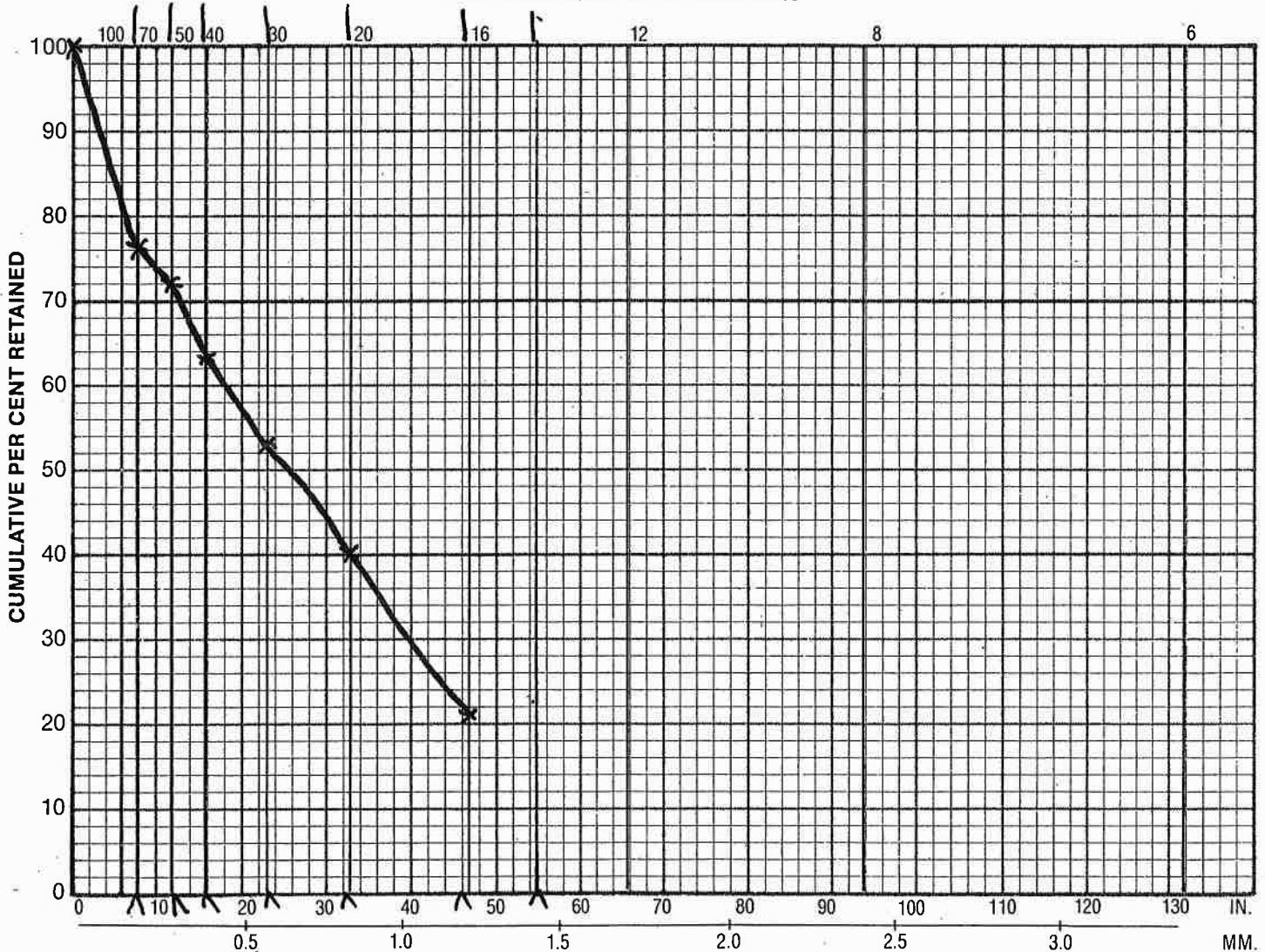
Comments \_\_\_\_\_  
 \_\_\_\_\_  
 \_\_\_\_\_  
 SCREEN RECOMMENDATIONS: DIAM. \_\_\_\_\_

SLOT	SETTING	LENGTH

SO MANY CONSIDERATIONS ENTER INTO THE MAKING OF A GOOD WELL THAT, WHILE WE BELIEVE SLOT SIZES FURNISHED OR RECOMMENDED FROM SAND SAMPLES ARE CORRECT WE ASSUME NO RESPONSIBILITY FOR THE SUCCESSFUL OPERATION OF ANY WELL.

Job Name SANDS - UNIONDALE TEST WELL Date 12-31-2024  
 City \_\_\_\_\_ State \_\_\_\_\_ Zip \_\_\_\_\_  
 Driller MURPHY, DEVINE Phone \_\_\_\_\_  
 Engineer H2M Phone \_\_\_\_\_  
 Remarks Depth = 365 feet ZONE 3

U.S. STANDARD SIEVE NUMBERS



SLOT OPENING AND GRAIN SIZE IN THOUSANDTHS OF AN INCH AND MM.

U.S. SIEVE NO.	SLOT OPENING		SAMPLE DEPTHS		
	IN.	MM			
6	.132	3.36			
8	.094	2.38			
12	.066	1.68			
16	.047	1.19			
20	.033	0.84			
30	.023	0.60			
40	.016	0.42			
50	.012	0.30			
70	.008	0.21			
100	.006	0.15			

0.075mm

0.075mm

Comments \_\_\_\_\_  
 \_\_\_\_\_  
 \_\_\_\_\_

SCREEN RECOMMENDATIONS: DIAM. \_\_\_\_\_

SLOT	SETTING	LENGTH