



BRUCE A. BLAKEMAN
NASSAU COUNTY EXECUTIVE

CERT



NASSAU COUNTY



NEWSLETTER

November 2025

What's Inside

Cover StoryPage 1

RACES.....Page 5

Scheduled Events & Training.....Page 6

Nassau County News & Weather.....Page 8

Calendar of Events.....Page 9

HOLIDAY COOKING SAFETY: Staying Safe While Celebrating at Home

The Holiday Kitchen – A Place of Joy and Risk

The holiday season brings people together with warmth, celebration, and of course—delicious food. Whether it’s Thanksgiving turkey, Christmas ham, or Hanukkah latkes, cooking is at the heart of many holiday traditions. But amidst the festivities, the kitchen can also become the most dangerous room in the house.

According to the U.S. Fire Administration, cooking fires are the leading cause of home fires, and the risk increases dramatically during the holidays. Grease fires, unattended stovetops, electrical malfunctions, and overworked appliances can turn a joyful day into a devastating emergency.

For CERT members and their communities, awareness and prevention are key. This guide will help homeowners—and the CERT volunteers who support them—understand and mitigate these risks through preparation, equipment, and safe practices.



Continued on next page



COUNTY, STATE
&
FEDERAL
ONE TEAM

Kitchen Fire Prevention Best Practices

Stay in the Kitchen

- Never leave cooking food unattended—especially when using the stovetop.
- If you must step away, turn off the burner or assign someone to monitor it.

Keep Flammable Items Away

- Maintain a 3-foot “safety zone” around the stove, especially with children or pets nearby.
- Keep dish towels, pot holders, paper towels, wooden utensils, and food packaging away from open flames and hot surfaces.

Use Appliances Responsibly

- Regularly inspect cords and plugs on appliances. Don’t overload outlets.
- Never use an oven or stovetop for home heating.
- Keep appliance manuals and understand safe operation, especially for deep fryers, air fryers, or roasters.

Avoid Overheating Oil or Grease

- Never fill pans more than halfway with oil.
- Heat oil slowly and use a thermometer to monitor temperature.
- If you see wisps of smoke or smell burning oil, turn off the heat immediately.

Dress Safely

- Avoid wearing loose-fitting sleeves or clothing while cooking.
- Use oven mitts and long-handled utensils to prevent burns.

Fire Blankets are another option for extinguishing cooking fires and can also offer protection for a person trying to escape a fire. Keep them in your kitchen and bedrooms.

[https://www.amazon.com/stores/KingtooSize/page/F5511807-C057-466C-902B-9337558C79D9?](https://www.amazon.com/stores/KingtooSize/page/F5511807-C057-466C-902B-9337558C79D9?ip_asin=B0CB DJLHJN&ref=cm_sw_r_ud_sf_stores_7VNF7KJQYK6EMR8RYD8&store_ref=blast_dp_brandLogo_sto)

[lp_asin=B0CB DJLHJN&ref=cm_sw_r_ud_sf_stores_7VNF7KJQYK6EMR8RYD8&store_ref=blast_dp_brandLogo_sto](https://www.amazon.com/stores/KingtooSize/page/F5511807-C057-466C-902B-9337558C79D9?ip_asin=B0CB DJLHJN&ref=cm_sw_r_ud_sf_stores_7VNF7KJQYK6EMR8RYD8&store_ref=blast_dp_brandLogo_sto)



Emergency Equipment in the Kitchen

Fire Extinguishers: Type, Use, and Placement

Type: The best type of fire extinguisher for the kitchen is a **Class K** (for grease fires), but a multi-purpose **ABC** extinguisher is also effective for general use.

- **Class A** – Ordinary combustibles (paper, cloth, wood)
- **Class B** – Flammable liquids (grease, oil, gasoline)
- **Class C** – Electrical equipment
- **Class K** – Cooking oils and fats (commercial kitchens, but useful at home)

Use:

Learn the **PASS** technique:

- **P** – Pull the pin
- **A** – Aim low at the base of the fire
- **S** – Squeeze the handle
- **S** – Sweep side to side

Placement:

- Mount on a wall or cabinet near the kitchen exit—not right next to the stove.
- It should be easy to access without placing yourself in danger.

Smoke Alarm Placement:

- At least **one smoke alarm on every level** of the home, especially inside or near the kitchen, outside sleeping areas, and in each bedroom.
- Keep them at least **10 feet from cooking appliances** to reduce nuisance alarms.

Types:

- **Ionization:** Detect fast-flaming fires (common in grease fires).
- **Photoelectric:** Detect slow, smoldering fires (like in electrical appliances).
- **Dual-sensor** models are recommended for broader coverage.

Maintenance:

- Test alarms monthly.
- Replace batteries at least once a year—or use 10-year sealed battery models that require less maintenance.
- Replace entire unit every 10 years.

Special Considerations:

- For individuals with hearing impairments, use alarms with strobe lights and bed shakers.
- For people with mobility impairments, make sure alarms are within reach or accessible via smart devices.

Carbon Monoxide Detectors & Final Tips

Carbon Monoxide (CO) Detectors

CO is a silent killer—odorless and invisible—and can be produced by:

- Gas stoves, ovens, or grills
- Wood-burning fireplaces
- Malfunctioning furnaces
- Portable generators (never run indoors!)

Placement:

- Install CO alarms outside every sleeping area and on each level of the home.
- Don't install right above or beside fuel-burning appliances—follow manufacturer guidelines.

Maintenance:

- Test monthly
- Replace batteries as needed
- Replace the detector itself every 5–7 years

Final Holiday Safety Tips

- Have a fire escape plan with two exits from every room and a designated outdoor meeting point.
- Practice fire drills with all family members—including kids and older adults.
- Keep baking activities supervised and turn pot handles inward to avoid spills.
- Keep pets away from cooking areas—they can tip over pans or start fires.
- Know your local emergency numbers—and teach children how to call 911.
- Ensure holiday decorations (candles, lights) are far from cooking surfaces.

CERT Involvement: Be a Holiday Safety Ambassador

CERT members can:

- Host fire extinguisher training sessions
- Conduct home safety assessments for at-risk residents
- Distribute smoke/CO alarm tip sheets during holiday events
- Share safety tips on social media or in community newsletters

The holidays are a time to celebrate—not to face preventable tragedy. Let's keep safety at the center of our traditions.

[OEM | Nassau County, NY - Official Website](#)
[Click above and follow to Know Your Zone to see if you live in a flood zone.](#)



Radio Amateur Civil Emergency Services (RACES)



November 2025

The October RACES / CERT Communications meeting was held as a joint meeting with ARES in the lecture hall. The meeting was also on Zoom for those members and presenters who were unable to physically join us at OEM. The ARRL is encouraging all Amateur Radio Operators to write to their Senators and Congressmen to support the passage of federal legislation that would grant Amateur Radio Operators the same rights to install antennas on their property as those enjoyed by users of TV antennas, wireless internet, and flagpoles. "This legislation is about restoring equal rights to licensed Amateur Radio Operators," said ARRL President Rick Roderick. "These restrictions hinder not only the enjoyment of Amateur Radio, but also its vital role in emergency communication during disasters."

The Amateur Radio Relay League's (ARRL) Ham Radio University is being held on Saturday January 10, 2026. at LIU-Post Hillwood Commons Student Center, 720 Northern Blvd, Brookville NY 11548. This is a day of education to share ideas, experiences, knowledge and fellowship among Amateur Radio operators" For more information go to <https://hamradiouniversity.org/>

The Long Island Mobile Amateur Radio Club (LIMARC) will be holding a Hamfest and Electronics Show on Sunday November 9th at the Levittown Hall 201 Levittown Parkway, Hicksville NY 11801. The doors will open at 0800 hours. There is an \$8.00 Entrance fee. There will also be a VE Testing Session for those who are looking to become an Amateur Radio Operator or upgrading their current license. You can go to <https://limarc.org/> for more information.

Meeting schedule:

All meetings are held at 1930 hours on the first Thursday of the month except for holidays. When meetings are on Holidays they will be scheduled on the second Thursday of the month.

November 6th (ZOOM) December 11th (in-person)

*Note: We encourage our members to attend the ALL County CERT Meeting on Wednesday December 3rd in the lecture hall.

Interested or just curious about Emergency Communications? We invite you to attend our next RACES / CERT Communications meeting on Thursday November 6th at 7:30 pm on ZOOM. You can join from any computer, tablet or smartphone by entering <https://us02web.zoom.us/j/86800824197pwd=TFItSGZSekZmZEdLaGhUMGFheHM0dz09>

We will be getting together for a holiday meeting on December 11th at OEM in the lecture hall. We Hope to see you there.

73

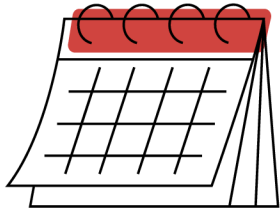
RACES Leadership

Website: www.nassauraces.net

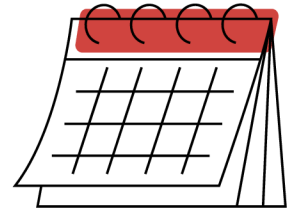
Email: nassaucountyny.races@gmail.com



If you SEE Something SAY Something




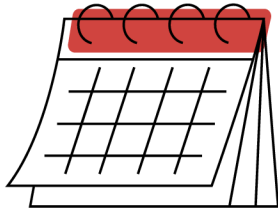
Planned Events & Trainings



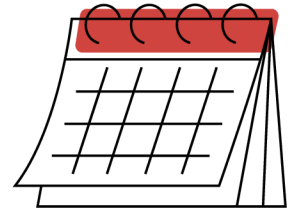
October CPR Training Class

Great job to all the participants!






Planned Events & Trainings




FEMA offers a large variety of online courses that are free of charge and will help to further your preparedness education. If you do not have a FEMA ID, you can register for one here.
: <https://cdp.dhs.gov/femasid>



IS-100.C: Introduction to the Incident Command System, ICS 100

Home
<https://training.fema.gov/is/courseoverview.aspx?code=IS-100.c&lang=en>
How Can FEMA Help? Check Your Disaster Application

 fema.gov

IS-317.A: Introduction to Community Emergency Response Team (CERTs)

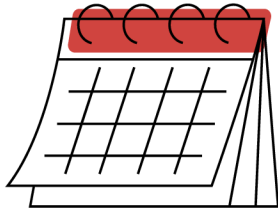
As a pre-requisite for CERT Basic classroom training or just to learn more about the program, check out EMI's Independent Study (IS) course IS-317.A.

<https://training.fema.gov/is/courseoverview.aspx?code=IS-317.a&lang=en>

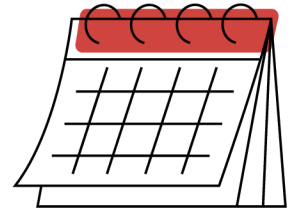
IS-315.A: CERT and the Incident Command System (ICS)

IS-315.A educates CERT program managers, trainers, or emergency responders on CERT's relationship to the Incident Command System (ICS) and potential roles CERTs play in a disaster or emergency situation.

<https://training.fema.gov/is/courseoverview.aspx?code=IS-315.a&lang=en>



Planned Events & Trainings



Be on the lookout for upcoming

To register for Narcan training visit:
<https://toh311.net/Narcan-signup/#/>



BRUCE A. BLAKEMAN
NASSAU COUNTY EXECUTIVE

Text to 911 NOW LIVE

Response just as quick as a 911 call!



Mande un Texto al 911 ¡YA DISPONIBLE!

Response just as quick as a 911 call!





Nassau County



Weather, News & Events

November 2025							DAILY →
S	M	T	W	T	F	S	
26	27	28	29	30	31	1	
59° 42°	57° 40°	54° 42°	55° 49°	62° 51°	56° 46°	58° 43°	
2	3	4	5	6	7	8	
56° 44°	57° 46°	58° 39°	57° 48°	58° 41°	54° 44°	60° 47°	
9	10	11	12	13	14	15	
66° 47°	57° 41°	57° 43°	55° 44°	52° 41°	49° 35°	50° 42°	
16	17	18	19	20	21	22	
58° 43°	52° 40°	54° 45°	60° 38°	48° 34°	48° 43°	57° 41°	
23	24	25	26	27	28	29	
52° 44°	51° 38°	46° 38°	47° 42°	55° 43°	57° 40°	45° 39°	
30	1	2	3	4	5	6	
46° 37°	45° 37°	44° 36°	44° 33°	43° 32°	43° 32°	44° 33°	

Please send in any photos you have taken of news worthy items or from any CERT events that you have attended and I will select some to be used in the newsletter. Send images to:
rdelucia@nassaucountyny.gov

Calendar of Events

November

S	M	T	W	T	F	S
1	2	3	4	5	6	1
2	3	4	5	6	7	8
9	10	11 	12	13	14	15
16	17	18	19	20	21	22
23	24	25	26	27	28	29 30

December

S	M	T	W	T	F	S
	1	2	3 All County	4	5	6
7	8	9	10	11 RACES	12	13
14	15	16	17	18	19	20
21	22	23	24	25	26	27
28	29	30				



CERT Division Meetings



CERT Events



RACES Meetings



**All County Meetings
(Div1, Div2 & RACES)**

Upcoming Meetings

All-County Meeting -

Date: Wednesday December 3, 2025

Time: 7:00pm

Location: 510 Grumman Rd West Lecture Hall

RACES Meeting -

Date: Thursday December 11, 2025

Time: 7:00pm

Location: 510 Grumman Rd West Lecture Hall



NASSAU COUNTY CERT COORDINATOR

RICK DELUCIA
OEMCERT@NASSAUCOUNTYNY.GOV

DIVISION 1

DIVISION SUPERVISOR
BILL PAVONE
NASSAUCERTDIV1@YAHOO.COM

DIVISION 2


DIVISION SUPERVISOR
MARVIN STEIN
CERTDIV2NASSAU@GMAIL.COM

KNOW YOUR ZONE



Scan this code or click here
to see flood zone map.

EMERGENCY ALERTS



Scan this code or click here
to sign up for Emergency Alerts.

FOLLOW US ON SOCIAL MEDIA



Nassau County OEM



@nassaucountyoem



@nassaucountyoem